

CERTIFICATION OF COMPUTATION

Susquehanna County, ss.

We the undersigned, Clerks appointed to compute the votes cast at the General Election aforesaid, do hereby certify that the within statement is a correct computation of the votes returned as cast for the National and State Offices in the several Election Districts of the County at the General Election held on the 18th day of May, 2021.

ATTESTED: (to be signed by all Clerks)

J. D. Galt _____
Josue Reynolds _____
Deborah R. Cernick _____
Stephanie D. Landis _____
M. H. K. _____

Signed this 27th day of May, 2021

Elizabeth M. Arnold } COUNTY BOARD OF ELECTIONS
Cheryl M. Hill } OF SUSQUEHANNA COUNTY
Judith Hessel } PENNSYLVANIA

FINAL CERTIFICATION

And now, five days after the completion of the within computation of votes, no petition for a recount of recanvass having been filed in accordance with the provisions of the Election Code, or in case of petition, the revision directed by the Court of Common Pleas having been made, we certify the within return of votes cast as being true and correct.

Signed this 1st day of June, 2021

Elizabeth M. Arnold } COUNTY BOARD OF ELECTIONS
Cheryl M. Hill } OF SUSQUEHANNA COUNTY
Judith Hessel } PENNSYLVANIA


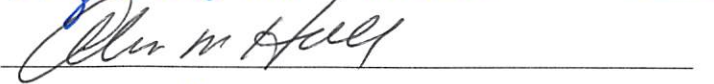

2021 MUNICIPAL PRIMARY
CERTIFICATION OF ELECTION RETURNS

OFFICE OF THE COUNTY BOARD OF ELECTIONS
CERTIFICATION AFFIDAVIT
SUSQUEHANNA COUNTY, PENNSYLVANIA

WE HEREBY CERTIFY THAT THE ATTACHED REPORT(S) ARE THE OFFICIAL RETURNS AS THEY APPEAR ON RECORD OF THE VOTES CAST AT THE MUNICIPAL PRIMARY HELD ON MAY 18, 2021.

IN WITNESS WHEREOF, WE HAVE HEREUNTO SET OUR HANDS AND SEAL OF OFFICE THIS

1 DAY OF June, 2021.

COUNTY BOARD OF ELECTIONS

Election Summary Report
 SUSQUEHANNA COUNTY, PA
 MUNICIPAL PRIMARY ELECTION
 MAY 18, 2021
 RESULTS
 OFFICIAL RESULTS

Date: 5/26/2021
 Time: 3:07:32 PM PDT
 Page 1/110

Registered Voters 26,575 - Total Ballots 7,703 : 28.99%

41 of 41 Precincts Reporting: 100.00%

Party Distribution		
Number of Precincts	41	
Precincts Reporting	41	100.00%
Total Ballots	7,703	
NON-PARTISAN	356	4.62%
DEMOCRATIC	2,090	27.13%
REPUBLICAN	5,257	68.25%

JUSTICE OF THE SUPREME COURT (DEMOCRATIC)		
Number of Precincts	41	
Precincts Reporting	41	100.00%
Vote For 1		
Total Votes	1,810	
MARIA MCLAUGHLIN	1,784	98.56%
WRITE-IN (W)	3	0.17%
KEVIN BROBSON (W)	10	0.55%
BRENDA PRUITT (W)	1	0.06%
PATRICIA MCCULLOUGH (W)	3	0.17%
P MCCULLOUGH (W)	1	0.06%
COLLEEN MANGAN (W)	1	0.06%
MICHAEL R NELSON (W)	1	0.06%
JIM BARTON (W)	1	0.06%
MARLA TINKLEPAUGH (W)	1	0.06%
PAULA PATRICK (W)	3	0.17%
JON JONES (W)	1	0.06%
Write-in	0	0%

JUDGE OF THE SUPERIOR COURT (DEMOCRATIC)		
Number of Precincts	41	
Precincts Reporting	41	100.00%
Vote For 1		
Total Votes	1,747	
JILL BECK	956	54.72%
TIMKA LANE	578	33.09%
BRYAN NEFT,	196	11.22%
WRITE-IN (W)	1	0.06%
KEVIN BROBSON (W)	1	0.06%
MEGAN SULLIVAN (W)	8	0.46%
STACY WALLACE (W)	0	0%
PAULA PATRICK (W)	1	0.06%
MEGANSULLIVAN (W)	1	0.06%
JAMES D JORDAN (W)	1	0.06%
RICK WADMAN (W)	1	0.06%
STEVEN BUCEL (W)	1	0.06%
ANTHONY PAWLUCK (W)	1	0.06%
MEGANN SULLIVAN (W)	1	0.06%
Write-in	0	0%

JUDGE OF THE COMMONWEALTH COURT (DEMOCRATIC)		
Number of Precincts	41	
Precincts Reporting	41	100.00%
Vote For 2		
Total Votes	2,950	
DAVID LEE SPURGEON	638	21.63%
LORI A DUMAS	866	29.36%
SIERRA STREET	582	19.73%
AMANDA GREEN HAWKINS	839	28.44%
WRITE-IN (W)	3	0.10%
DREW CROMPTON (W)	8	0.27%
STACIE MARIE WALLACE (W)	3	0.10%
STACY WALLACE (W)	5	0.17%
JASON LEGG (W)	1	0.03%
DREWCROMPTON (W)	1	0.03%
LEON WHITNEY (W)	1	0.03%
COLLEEN MANGAN (W)	1	0.03%
STEVEN BUCEL (W)	1	0.03%
Write-in	1	0.03%

Election Summary Report
 SUSQUEHANNA COUNTY, PA
 MUNICIPAL PRIMARY ELECTION
 MAY 18, 2021
 RESULTS
 OFFICIAL RESULTS

Date: 5/26/2021
 Time: 3:07:32 PM PDT
 Page 2/110

Registered Voters 26,575 - Total Ballots 7,703 : 28.99%

41 of 41 Precincts Reporting 100.00%

SHERIFF (DEMOCRATIC)	
Number of Precincts	Precincts Reporting
41	41
100.00%	100.00%
Total Votes	
277	277
WRITE-IN (W)	
8	2.89%
LANCE BENEDICT (W)	
1	0.36%
DONALD BENNET (W)	
1	0.36%
LANCE BENEDICT (W)	
189	68.23%
TODD SPRY (W)	
2	0.72%
LANCE M BENEDICT (W)	
3	1.08%
VANCE BENEDICT (W)	
1	0.36%
BARBARA PUGH (W)	
1	0.36%
MATT GRANICK (W)	
1	0.36%
TIMOTHY BURNETT (W)	
1	0.36%
MICHAEL MROZ (W)	
1	0.36%
LEE BENERICK (W)	
1	0.36%
LANCE BENEDICT (W)	
2	0.72%
LANCE BENEDICT (W)	
5	1.81%
ED LUCAS (W)	
1	0.36%
LACE BENEDIC (W)	
1	0.36%
DANIEL SMATES (W)	
1	0.36%
ANDREW VACCARO (W)	
1	0.36%
THOMAS C DAVENPORT (W)	
1	0.36%
MAT SNOW (W)	
1	0.36%
FLINN RIORDAN (W)	
2	0.72%
WILLIAM J MCLAUGHLIN (W)	
1	0.36%
DANIEL MAYER (W)	
1	0.36%
LANCE BENEDICT (W)	
1	0.36%
WILLIAM JOHN MCLAUGHLIN	
1	0.36%
(W)	
BENADICT (W)	
1	0.36%
BENADICK (W)	
1	0.36%
CODY AUER (W)	
1	0.36%
MELVIN MCKINNEY (W)	
1	0.36%
BRENDAN CARPENTER (W)	
1	0.36%
MARK SMITH (W)	
1	0.36%
DON COSTA (W)	
1	0.36%
L BENEDICT (W)	
1	0.36%
BEN FRANKS (W)	
1	0.36%
BENEDICT (W)	
1	0.36%

SHERIFF (DEMOCRATIC)	
Number of Precincts	Precincts Reporting
41	41
100.00%	100.00%
Total Votes	
277	277
JOHN KRAMER (W)	
1	0.36%
LANCE BENEDICK (W)	
1	0.36%
RICK WADEMAN (W)	
1	0.36%
DONNIE BENNETT (W)	
1	0.36%
STEVEN BUCEL (W)	
1	0.36%
DAVE FOX (W)	
1	0.36%
DON BENNETT (W)	
1	0.36%
BENEDICT (W)	
1	0.36%
LANCE BENNIDECT (W)	
1	0.36%
DONALD J DEWITT (W)	
1	0.36%
JASON MCKEE (W)	
1	0.36%
WILLIAM BURKE (W)	
1	0.36%
JOHN CREAMER (W)	
1	0.36%
KEVIN ONEIL (W)	
1	0.36%
DAVID SMITH (W)	
1	0.36%
JACLYN SANTAMOUR (W)	
1	0.36%
LANCEBENNIDIK (W)	
1	0.36%
LANCE BENADIC (W)	
1	0.36%
ANTHONY PAWLUCK (W)	
1	0.36%
JUSTIN LEE FLETCHER (W)	
1	0.36%
BENNET (W)	
1	0.36%
ROGER STONIER (W)	
1	0.36%
JOE WALDOWSKI (W)	
1	0.36%
DON TRYON (W)	
1	0.36%
LEE ROWAN (W)	
1	0.36%
LANCE BENDENT (W)	
1	0.36%
JEFF BURMAN (W)	
1	0.36%
DONY BENNETT (W)	
1	0.36%
JOHN JOSEPH CARLIN (W)	
1	0.36%
LANCE (W)	
1	0.36%
JAMES SMITH (W)	
1	0.36%
NICOLE MCHUGH (W)	
1	0.36%
LANCE BENNTT (W)	
1	0.36%
LANCE BENADICT (W)	
1	0.36%
CARMELLA FANELLI (W)	
1	0.36%
LANCE BENNEDICT (W)	
1	0.36%

Election Summary Report
 SUSQUEHANNA COUNTY, PA
 MUNICIPAL PRIMARY ELECTION
 MAY 18, 2021
 RESULTS
 OFFICIAL RESULTS

Date: 5/26/2021
 Time: 3:07:32 PM PDT
 Page 3/110

Registered Voters 26,575 - Total Ballots 7,703 : 28.99%

41 of 41 Precincts Reporting 100.00%

SHERIFF (DEMOCRATIC) (Continued)		
Number of Precincts	41	
Precincts Reporting	41	100.00%
Vote For 1		
Total Votes	277	
Write-in	2	0.72%

PROTHONOTARY AND CLERK OF COURTS (DEMOCRATIC)		
Number of Precincts	41	
Precincts Reporting	41	100.00%
Vote For 1		
Total Votes	146	
WRITE-IN (W)	14	9.59%
JAN KRUPINSKI (W)	65	44.52%
ANDREW VACCARO (W)	2	1.37%
THOMAS D HEAP (W)	1	0.68%
SHERRIE COHEN (W)	1	0.68%
CATHY HAWLEY (W)	1	0.68%
JAN KAPINSKI (W)	2	1.37%
JACKIE BAKER (W)	2	1.37%
STEVE ESPOSITO (W)	1	0.68%
RYAN STONE (W)	1	0.68%
KATE SWINGLE (W)	0	0%
KATHERINE SWINGLE (W)	1	0.68%
LANECE BENBEDICT (W)	1	0.68%
MICHELLE ESTABROOK (W)	15	10.27%
MICHELE ESTABROOK (W)	1	0.68%
MICHELLE ESTRABROOK (W)	1	0.68%
LANCE BENEDICT (W)	1	0.68%
JAN KURPINSKI (W)	3	2.05%
JAN BARNUM KRUPINSKI (W)	2	1.37%
MARGARET KRUPINSKI (W)	0	0%
CONSTANCE M SWACKHAMER (W)	1	0.68%
JAN KRUPISKI (W)	2	1.37%
KRUPINSKI (W)	1	0.68%
JAN BARNUM (W)	1	0.68%
HOLLISTER (W)	1	0.68%
DANIEL MAYER (W)	1	0.68%
JAN BARNUM KURPINSKI (W)	1	0.68%
MELVIN MCKINNEY (W)	1	0.68%
BRENDAN CARPENTER (W)	1	0.68%
BEN FRANKS (W)	1	0.68%
TODD SPRY (W)	1	0.68%
DEBBIE WILLIAMS (W)	1	0.68%
MARGE WHITNEY (W)	1	0.68%
NICOLAS DEWITT (W)	1	0.68%
JAN KRUPINSKY (W)	1	0.68%

Election Summary Report
 SUSQUEHANNA COUNTY, PA
 MUNICIPAL PRIMARY ELECTION
 MAY 18, 2021
 RESULTS
 OFFICIAL RESULTS

Date: 5/26/2021
 Time: 3:07:32 PM PDT
 Page 4/110

Registered Voters 26,575 - Total Ballots 7,703 : 28.99%

41 of 41 Precincts Reporting 100.00%

PROTHONOTARY AND CLERK OF COURTS (DEMOCRATIC) (Continued)		
Number of Precincts	41	
Precincts Reporting	41	100.00%
Vote For 1		
Total Votes	146	

CHARLES BULLOCK (W)	0	0%
CHUCK BULLOCK (W)	2	1.37%
JAN KRIPINSKI (W)	1	0.68%
KRISTEN TOWNER (W)	1	0.68%
JAN KRAPISKI (W)	1	0.68%
JANKRUPINSKI (W)	1	0.68%
ANTHONY PAWLUCK (W)	1	0.68%
JULIETRYON (W)	1	0.68%
TRACEY LAZIER (W)	1	0.68%
BRIANNA GIESKI (W)	1	0.68%
TAYLOR WARNER (W)	1	0.68%
JAN KRUPINSKY (W)	1	0.68%
HEIDI MITCHELL (W)	1	0.68%
Write-in	2	1.37%

APOLACON TAX COLLECTOR (DEMOCRATIC)		
Number of Precincts	1	
Precincts Reporting	1	100.00%
Vote For 1		
Total Votes	5	

WRITE-IN (W)	0	0%
JANET E OSBORNE (W)	2	40.00%
JANET OSBORNE (W)	3	60.00%
Write-in	0	0%

APOLACON CONSTABLE (DEMOCRATIC)		
Number of Precincts	1	
Precincts Reporting	1	100.00%
Vote For 1		
Total Votes	0	

WRITE-IN (W)	0	0%
Write-in	0	0%

APOLACON SUPERVISOR (DEMOCRATIC)		
Number of Precincts	1	
Precincts Reporting	1	100.00%
Vote For 1		
Total Votes	22	

GERALD LEGG	22	100.00%
WRITE-IN (W)	0	0%
Write-in	0	0%

APOLACON JUDGE OF ELECTION (DEMOCRATIC)		
Number of Precincts	1	
Precincts Reporting	1	100.00%
Vote For 1		
Total Votes	4	

WRITE-IN (W)	0	0%
NICOLE S FEARNLEY (W)	1	25.00%
NICOLE FERNLEY (W)	3	75.00%
CINDY BONAVITA (W)	0	0%
Write-in	0	0%

APOLACON AUDITOR (DEMOCRATIC)		
Number of Precincts	1	
Precincts Reporting	1	100.00%
Vote For 1		
Total Votes	4	

WRITE-IN (W)	0	0%
CHRISTINE M SCARELLI (W)	2	50.00%
LEOPUTEEFR (W)	1	25.00%
HOLLY SQUIERS (W)	1	25.00%
Write-in	0	0%

Election Summary Report
 SUSQUEHANNA COUNTY, PA
 MUNICIPAL PRIMARY ELECTION
 MAY 18, 2021
 RESULTS
 OFFICIAL RESULTS

Date: 5/26/2021
 Time: 3:07:32 PM PDT
 Page 5/110

Registered Voters 26,575 - Total Ballots 7,703 : 28.99%

41 of 41 Precincts Reporting 100.00%

**APOLACON INSPECTOR OF ELECTION
 (DEMOCRATIC)**

Number of Precincts	1	
Precincts Reporting	1	100.00%
Vote For 1		
Total Votes	20	

KIRSTEN A GRIFFIN	20	100.00%
WRITE-IN (W)	0	0%
CHARLES BULLOCK (W)	0	0%
Write-in	0	0%

**ARARAT TAX COLLECTOR
 (DEMOCRATIC)**

Number of Precincts	1	
Precincts Reporting	1	100.00%
Vote For 1		
Total Votes	2	

WRITE-IN (W)	1	50.00%
NICOLE STONE (W)	1	50.00%
Write-in	0	0%

**ARARAT SUPERVISOR
 (DEMOCRATIC)**

Number of Precincts	1	
Precincts Reporting	1	100.00%
Vote For 1		
Total Votes	14	

WRITE-IN (W)	0	0%
MARSHALL COBB (W)	5	35.71%
COBB (W)	1	7.14%
DAVE COTTRELL (W)	1	7.14%
DAVID COTTRELL (W)	1	7.14%
DAVID G COTTRELL (W)	1	7.14%
PETER SEMAN (W)	1	7.14%
DOUG THORN (W)	1	7.14%
DOUGLAS THORN (W)	1	7.14%
Write-in	2	14.29%

**ARARAT CONSTABLE
 (DEMOCRATIC)**

Number of Precincts	1	
Precincts Reporting	1	100.00%
Vote For 1		
Total Votes	2	

WRITE-IN (W)	0	0%
DAVID FOXX SR (W)	1	50.00%
MARSHALL COBB (W)	0	0%
DAVE FOX (W)	1	50.00%
Write-in	0	0%

**ARARAT JUDGE OF ELECTION
 (DEMOCRATIC)**

Number of Precincts	1	
Precincts Reporting	1	100.00%
Vote For 1		
Total Votes	8	

WRITE-IN (W)	0	0%
CAROL COTTRELL (W)	7	87.50%
CAROL C OTTRELL (W)	1	12.50%
Write-in	0	0%

**ARARAT AUDITOR
 (DEMOCRATIC)**

Number of Precincts	1	
Precincts Reporting	1	100.00%
Vote For 1		
Total Votes	3	

WRITE-IN (W)	0	0%
TRACEY STEWART (W)	1	33.33%
DONALD COTTRELL (W)	0	0%
CATHY (W)	1	33.33%
CATHY SKURSKI (W)	1	33.33%
Write-in	0	0%

Election Summary Report
 SUSQUEHANNA COUNTY, PA
 MUNICIPAL PRIMARY ELECTION
 MAY 18, 2021
 RESULTS
 OFFICIAL RESULTS

Date: 5/26/2021
 Time: 3:07:32 PM PDT
 Page 6/110

Registered Voters 26,575 - Total Ballots 7,703 : 28.99%

41 of 41 Precincts Reporting 100.00%

**ARARAT INSPECTOR OF ELECTION
 (DEMOCRATIC)**

Number of Precincts	1	
Precincts Reporting	1	100.00%
Vote For 1		
Total Votes	7	

WRITE-IN (W)	0	0%
CATHY SKURSKI (W)	7	100.00%
RICHARD B COTTRELL (W)	0	0%
Write-in	0	0%

**AUBURN TAX COLLECTOR
 (DEMOCRATIC)**

Number of Precincts	1	
Precincts Reporting	1	100.00%
Vote For 1		
Total Votes	9	

WRITE-IN (W)	0	0%
BETTY JEAN WHITE (W)	6	66.67%
BETTY WHITE (W)	2	22.22%
MICHELE GAZILLO (W)	1	11.11%
Write-in	0	0%

**AUBURN SUPERVISOR
 (DEMOCRATIC)**

Number of Precincts	1	
Precincts Reporting	1	100.00%
Vote For 1		
Total Votes	5	

WRITE-IN (W)	1	20.00%
ERIC BURGESS (W)	3	60.00%
DANIEL TRIVETT (W)	1	20.00%
Write-in	0	0%

**AUBURN JUDGE OF ELECTION
 (DEMOCRATIC)**

Number of Precincts	1	
Precincts Reporting	1	100.00%
Vote For 1		
Total Votes	7	

WRITE-IN (W)	0	0%
MACY RUDOCK (W)	1	14.29%
CINDY BONAVIDA (W)	5	71.43%
CHERIE BONAVIDA (W)	0	0%
Write-in	1	14.29%

**AUBURN AUDITOR
 (DEMOCRATIC)**

Number of Precincts	1	
Precincts Reporting	1	100.00%
Vote For 1		
Total Votes	2	

WRITE-IN (W)	0	0%
RICK AINEY (W)	1	50.00%
CHUCK BULLOCK (W)	1	50.00%
Write-in	0	0%

**AUBURN INSPECTOR OF ELECTION
 (DEMOCRATIC)**

Number of Precincts	1	
Precincts Reporting	1	100.00%
Vote For 1		
Total Votes	5	

WRITE-IN (W)	0	0%
CHARLES BULLOCK (W)	4	80.00%
CHUCK BULLOCK (W)	1	20.00%
CHERRIE BONAVIDA (W)	0	0%
Write-in	0	0%

Election Summary Report
 SUSQUEHANNA COUNTY, PA
 MUNICIPAL PRIMARY ELECTION
 MAY 18, 2021
 RESULTS
 OFFICIAL RESULTS

Date: 5/26/2021
 Time: 3:07:32 PM PDT
 Page 7/110

Registered Voters 26,575 - Total Ballots 7,703 : 28.99%

41 of 41 Precincts Reporting 100.00%

BRIDGEWATER SUPERVISOR (DEMOCRATIC)		
Number of Precincts	1	
Precincts Reporting	1	100.00%
Vote For 1		
Total Votes	14	
WRITE-IN (W)	0	0%
KENNETH O MEAD (W)	6	42.86%
KENNETH MEAD (W)	0	0%
KENNY MEAD (W)	2	14.29%
KEN MEAD (W)	3	21.43%
GERALD LEGG (W)	1	7.14%
KEN O MEAD (W)	1	7.14%
KENMEAD (W)	1	7.14%
Write-in	0	0%

BRIDGEWATER JUDGE OF ELECTION (DEMOCRATIC)		
Number of Precincts	1	
Precincts Reporting	1	100.00%
Vote For 1		
Total Votes	4	
WRITE-IN (W)	1	25.00%
KIRSTEN A GRIFFIN (W)	0	0%
BETH WISEMAN (W)	1	25.00%
DEBORAH LOOMIS SMITH (W)	1	25.00%
LOOMYTOOMY (W)	0	0%
KRISTEN A GRIFFIN (W)	1	25.00%
Write-in	0	0%

BRIDGEWATER AUDITOR (DEMOCRATIC)		
Number of Precincts	1	
Precincts Reporting	1	100.00%
Vote For 1		
Total Votes	1	
WRITE-IN (W)	0	0%
RICHARD AINEY (W)	1	100.00%
Write-in	0	0%

BRIDGEWATER INSPECTOR OF ELECTION (DEMOCRATIC)		
Number of Precincts	1	
Precincts Reporting	1	100.00%
Vote For 1		
Total Votes	5	
WRITE-IN (W)	0	0%
KIRSTEN A GRIFFIN (W)	1	20.00%
BETH WISEMAN (W)	2	40.00%
JAMES HANJARAS (W)	1	20.00%
KRISTEN A GRIFFIN (W)	1	20.00%
Write-in	0	0%

BRIDGEWATER TAX COLLECTOR (DEMOCRATIC)		
Number of Precincts	1	
Precincts Reporting	1	100.00%
Vote For 1		
Total Votes	5	
WRITE-IN (W)	0	0%
DAWN D ARNOLD (W)	1	20.00%
DAWN ARNOLD (W)	2	40.00%
DAWN BISHOP (W)	1	20.00%
BETSY OMALLEY (W)	1	20.00%
Write-in	0	0%

BROOKLYN SUPERVISOR (DEMOCRATIC)		
Number of Precincts	1	
Precincts Reporting	1	100.00%
Vote For 1		
Total Votes	3	
WRITE-IN (W)	0	0%
BRYCE E BEEMAN (W)	3	100.00%
BRYCE BEEMAN (W)	0	0%
Write-in	0	0%

Election Summary Report
 SUSQUEHANNA COUNTY, PA
 MUNICIPAL PRIMARY ELECTION
 MAY 18, 2021
 RESULTS
 OFFICIAL RESULTS

Date: 5/26/2021
 Time: 3:07:32 PM PDT
 Page 8/110

Registered Voters 26,575 - Total Ballots 7,703 : 28.99%

41 of 41 Precincts Reporting 100.00%

BROOKLYN AUDITOR (DEMOCRATIC)		
Number of Precincts	1	
Precincts Reporting	1	100.00%
Vote For 1		
Total Votes	0	
WRITE-IN (W)	0	0%
Write-in	0	0%

BROOKLYN INSPECTOR OF ELECTION (DEMOCRATIC)		
Number of Precincts	1	
Precincts Reporting	1	100.00%
Vote For 1		
Total Votes	46	
LUCRECIA D JESSE	46	100.00%
WRITE-IN (W)	0	0%
Write-in	0	0%

BROOKLYN TAX COLLECTOR (DEMOCRATIC)		
Number of Precincts	1	
Precincts Reporting	1	100.00%
Vote For 1		
Total Votes	0	
WRITE-IN (W)	0	0%
Write-in	0	0%

CHOCONUT SUPERVISOR (DEMOCRATIC)		
Number of Precincts	1	
Precincts Reporting	1	100.00%
Vote For 1		
Total Votes	6	
WRITE-IN (W)	3	50.00%
MICHAEL MORDOVANCEY (W)	1	16.67%
MICHAEL W FABIAN (W)	1	16.67%
ROBERT P MCCONELL (W)	0	0%
ROBERT P MCCONNELL (W)	1	16.67%
Write-in	0	0%

BROOKLYN CONSTABLE (DEMOCRATIC)		
Number of Precincts	1	
Precincts Reporting	1	100.00%
Vote For 1		
Total Votes	2	
WRITE-IN (W)	0	0%
HELEN THOMAS (W)	2	100.00%
Write-in	0	0%

CHOCONUT AUDITOR (DEMOCRATIC)		
Number of Precincts	1	
Precincts Reporting	1	100.00%
Vote For 1		
Total Votes	4	
WRITE-IN (W)	2	50.00%
JOHN MEEHAN (W)	2	50.00%
Write-in	0	0%

BROOKLYN JUDGE OF ELECTION (DEMOCRATIC)		
Number of Precincts	1	
Precincts Reporting	1	100.00%
Vote For 1		
Total Votes	1	
WRITE-IN (W)	0	0%
MEL LASHER (W)	1	100.00%
Write-in	0	0%

Election Summary Report
 SUSQUEHANNA COUNTY, PA
 MUNICIPAL PRIMARY ELECTION
 MAY 18, 2021
 RESULTS
 OFFICIAL RESULTS

Date: 5/26/2021
 Time: 3:07:32 PM PDT
 Page 9/110

Registered Voters 26,575 - Total Ballots 7,703 : 28.99%

41 of 41 Precincts Reporting 100.00%

**CHOCONUT TAX COLLECTOR
 (DEMOCRATIC)**

Number of Precincts	1	
Precincts Reporting	1	100.00%
Vote For 1		
Total Votes	7	

WRITE-IN (W)	2	28.57%
LOU ANN CRUZ (W)	2	28.57%
HELEN M STAIGER (W)	1	14.29%
LUANN CRUZ (W)	1	14.29%
L CRUZ (W)	1	14.29%
Write-in	0	0%

**CHOCONUT INSPECTOR OF ELECTION
 (DEMOCRATIC)**

Number of Precincts	1	
Precincts Reporting	1	100.00%
Vote For 1		
Total Votes	35	

SHIRLEY A STEWART	35	100.00%
WRITE-IN (W)	0	0%
Write-in	0	0%

**CHOCONUT CONSTABLE
 (DEMOCRATIC)**

Number of Precincts	1	
Precincts Reporting	1	100.00%
Vote For 1		
Total Votes	4	

WRITE-IN (W)	2	50.00%
MICHAEL W FABIAN (W)	1	25.00%
MIKE FABIAN (W)	1	25.00%
Write-in	0	0%

**CLIFFORD SUPERVISOR
 (DEMOCRATIC)**

Number of Precincts	1	
Precincts Reporting	1	100.00%
Vote For 1		
Total Votes	7	

WRITE-IN (W)	0	0%
BARRY SEARLE (W)	3	42.86%
ANTHONY PAWLUCK (W)	1	14.29%
STEARLE (W)	1	14.29%
BARRYSEARLE (W)	1	14.29%
MARTIN BARHITE (W)	1	14.29%
Write-in	0	0%

**CHOCONUT JUDGE OF ELECTION
 (DEMOCRATIC)**

Number of Precincts	1	
Precincts Reporting	1	100.00%
Vote For 1		
Total Votes	4	

WRITE-IN (W)	2	50.00%
MARTHA J HUGHES (W)	1	25.00%
WILLIAM M DOVIN (W)	1	25.00%
Write-in	0	0%

**CLIFFORD AUDITOR 6 YEAR
 (DEMOCRATIC)**

Number of Precincts	1	
Precincts Reporting	1	100.00%
Vote For 1		
Total Votes	1	

WRITE-IN (W)	0	0%
ANTHONY PAWLUCK (W)	1	100.00%
Write-in	0	0%

Election Summary Report
 SUSQUEHANNA COUNTY, PA
 MUNICIPAL PRIMARY ELECTION
 MAY 18, 2021
 RESULTS
 OFFICIAL RESULTS

Date: 5/26/2021
 Time: 3:07:32 PM PDT
 Page 10/110

Registered Voters 26,575 - Total Ballots 7,703 : 28.99%

41 of 41 Precincts Reporting 100.00%

**CLIFFORD AUDITOR 4 YEAR
 (DEMOCRATIC)**

Number of Precincts	1	
Precincts Reporting	1	100.00%
Vote For 1		
Total Votes	1	

WRITE-IN (W)	0	0%
ANTHONY PAWLUCK (W)	1	100.00%
Write-in	0	0%

**CLIFFORD TAX COLLECTOR
 (DEMOCRATIC)**

Number of Precincts	1	
Precincts Reporting	1	100.00%
Vote For 1		
Total Votes	23	

WRITE-IN (W)	0	0%
JANICE PRICE (W)	15	65.22%
JAN PRICE (W)	4	17.39%
ANTHONY PAWLUCK (W)	1	4.35%
JANICE (W)	2	8.70%
PRICE (W)	1	4.35%
Write-in	0	0%

**CLIFFORD CONSTABLE
 (DEMOCRATIC)**

Number of Precincts	1	
Precincts Reporting	1	100.00%
Vote For 1		
Total Votes	4	

WRITE-IN (W)	0	0%
KEVIN MUNLEY (W)	2	50.00%
ANTHONY PAWLUCK (W)	1	25.00%
CONSTABLE MUNLEY (W)	1	25.00%
Write-in	0	0%

**CLIFFORD JUDGE OF ELECTION
 (DEMOCRATIC)**

Number of Precincts	1	
Precincts Reporting	1	100.00%
Vote For 1		
Total Votes	4	

WRITE-IN (W)	0	0%
STACY WALLCE (W)	1	25.00%
ANTHONY PALUCK (W)	1	25.00%
ELLIE DEFAZIO (W)	1	25.00%
PHILLIP PRICE (W)	1	25.00%
Write-in	0	0%

**CLIFFORD INSPECTOR OF ELECTION
 (DEMOCRATIC)**

Number of Precincts	1	
Precincts Reporting	1	100.00%
Vote For 1		
Total Votes	104	

LAURIE L GRAHAM	104	100.00%
WRITE-IN (W)	0	0%
Write-in	0	0%

**DIMOCK SUPERVISOR
 (DEMOCRATIC)**

Number of Precincts	1	
Precincts Reporting	1	100.00%
Vote For 1		
Total Votes	5	

WRITE-IN (W)	0	0%
GERALD A ELLIS SR (W)	2	40.00%
RON TEEL (W)	1	20.00%
BARRY SEARLE (W)	0	0%
MATTHEW NEENAN (W)	1	20.00%
GERALD ELLIS (W)	1	20.00%
Write-in	0	0%

Election Summary Report
 SUSQUEHANNA COUNTY, PA
 MUNICIPAL PRIMARY ELECTION
 MAY 18, 2021
 RESULTS
 OFFICIAL RESULTS

Date: 5/26/2021
 Time: 3:07:32 PM PDT
 Page 11/110

Registered Voters 26,575 - Total Ballots 7,703 : 28.99%

41 of 41 Precincts Reporting 100.00%

DIMOCK AUDITOR 6 YEAR (DEMOCRATIC)		
Number of Precincts	1	
Precincts Reporting	1	100.00%
Vote For 1		
Total Votes	1	
WRITE-IN (W)	0	0%
MATTHEW NEENAN (W)	1	100.00%
Write-in	0	0%

DIMOCK JUDGE OF ELECTION (DEMOCRATIC)		
Number of Precincts	1	
Precincts Reporting	1	100.00%
Vote For 1		
Total Votes	15	
WRITE-IN (W)	0	0%
CHRISTINA M HUNSINGER (W)	11	73.33%
CHRISTINE HUNSINGER (W)	1	6.67%
CHRISTINA HUNSINGER (W)	1	6.67%
CHRISSEY HUNSINGER (W)	1	6.67%
TINAHUNNINSINGER (W)	1	6.67%
Write-in	0	0%

DIMOCK AUDITOR 4 YEAR (DEMOCRATIC)		
Number of Precincts	1	
Precincts Reporting	1	100.00%
Vote For 1		
Total Votes	2	
WRITE-IN (W)	0	0%
BRANDY M GOLDEN (W)	2	100.00%
Write-in	0	0%

DIMOCK INSPECTOR OF ELECTION (DEMOCRATIC)		
Number of Precincts	1	
Precincts Reporting	1	100.00%
Vote For 1		
Total Votes	13	
WRITE-IN (W)	0	0%
THOMAS R CHARLES (W)	10	76.92%
TOM CHARLES (W)	2	15.38%
THOMAS CHARLES (W)	0	0%
ANNETTE DEPUE (W)	0	0%
ANNETTE DEPEW (W)	1	7.69%
Write-in	0	0%

DIMOCK AUDITOR 2 YEAR (DEMOCRATIC)		
Number of Precincts	1	
Precincts Reporting	1	100.00%
Vote For 1		
Total Votes	1	
WRITE-IN (W)	0	0%
AMBER GREENWOOD (W)	1	100.00%
Write-in	0	0%

DIMOCK TAX COLLECTOR (DEMOCRATIC)		
Number of Precincts	1	
Precincts Reporting	1	100.00%
Vote For 1		
Total Votes	7	
WRITE-IN (W)	0	0%
ESTHER RAYIAS (W)	6	85.71%
ESTER RAYAS (W)	1	14.29%
Write-in	0	0%

Election Summary Report
 SUSQUEHANNA COUNTY, PA
 MUNICIPAL PRIMARY ELECTION
 MAY 18, 2021
 RESULTS
 OFFICIAL RESULTS

Date: 5/26/2021
 Time: 3:07:32 PM PDT
 Page 12/110

Registered Voters 26,575 - Total Ballots 7,703 : 28.99%

41 of 41 Precincts Reporting 100.00%

**FOREST CITY MAYOR
 (DEMOCRATIC)**

Number of Precincts	1	
Precincts Reporting	1	100.00%
Vote For 1		
Total Votes	92	

CHRISTOPHER GLINTON	85	92.39%
WRITE-IN (W)	1	1.09%
ANDREW WAGNER (W)	2	2.17%
JAMES HOLINGER (W)	1	1.09%
JANEZIC (W)	1	1.09%
JOSEPH JANEZIC (W)	0	0%
ANN STEPHANOV (W)	1	1.09%
HOLSINGER JIM (W)	1	1.09%
Write-in	0	0%

**FOREST CITY COUNCILMAN
 (DEMOCRATIC)**

Number of Precincts	1	
Precincts Reporting	1	100.00%
Vote For 4		
Total Votes	64	

WRITE-IN (W)	0	0%
NICK COST (W)	2	3.12%
DICK COST (W)	1	1.56%
ROBERT LESJACK (W)	33	51.56%
TRACEY A LAZIER (W)	1	1.56%
AMY BEAN (W)	3	4.69%
TRACY A LAZIER (W)	1	1.56%
STRACEY LAZER (W)	1	1.56%
THOMAS GARDJULIS (W)	2	3.12%
CHRISTOPHER A DE GONZAGUE (W)	2	3.12%
CHRIS DEGONZAGUE (W)	4	6.25%
TRACY LAZIER (W)	1	1.56%
ROBERTLESJACK (W)	1	1.56%
ROBERT LESCACK (W)	1	1.56%
TRACEY LAZIER (W)	5	7.81%
BOB LESJACK (W)	1	1.56%
JOHN ZASIK (W)	1	1.56%
ED PEARSALL (W)	1	1.56%
ROBERT DE GONZAGUE (W)	0	0%
STEPHANIE REICH (W)	1	1.56%
AMY GAVERN BEAN (W)	1	1.56%
CHRITOPHER DEGONZAGUE (W)	1	1.56%
Write-in	0	0%

**FOREST CITY TAX COLLECTOR
 (DEMOCRATIC)**

Number of Precincts	1	
Precincts Reporting	1	100.00%
Vote For 1		
Total Votes	98	

PAMELA GREEN	91	92.86%
WRITE-IN (W)	0	0%
TIM MADDEN (W)	7	7.14%
Write-in	0	0%

Election Summary Report
 SUSQUEHANNA COUNTY, PA
 MUNICIPAL PRIMARY ELECTION
 MAY 18, 2021
 RESULTS
 OFFICIAL RESULTS

Date: 5/26/2021
 Time: 3:07:32 PM PDT
 Page 13/110

Registered Voters 26,575 - Total Ballots 7,703 : 28.99%

41 of 41 Precincts Reporting 100.00%

FOREST CITY JUDGE OF ELECTION (DEMOCRATIC)		
Number of Precincts	1	
Precincts Reporting	1	100.00%
Vote For 1		
Total Votes	90	
ROBERTA BARNES	90	100.00%
WRITE-IN (W)	0	0%
KEVI NBROBSON (W)	0	0%
Write-in	0	0%

FOREST LAKE AUDITOR (DEMOCRATIC)		
Number of Precincts	1	
Precincts Reporting	1	100.00%
Vote For 1		
Total Votes	2	
WRITE-IN (W)	0	0%
SALLY MCCARTHY (W)	1	50.00%
JAN CASTROGOVINA (W)	1	50.00%
Write-in	0	0%

FOREST CITY INSPECTOR OF ELECTION (DEMOCRATIC)		
Number of Precincts	1	
Precincts Reporting	1	100.00%
Vote For 1		
Total Votes	93	
BARBARA MIHELIC	91	97.85%
WRITE-IN (W)	1	1.08%
NICK COST (W)	1	1.08%
Write-in	0	0%

FOREST LAKE TAX COLLECTOR (DEMOCRATIC)		
Number of Precincts	1	
Precincts Reporting	1	100.00%
Vote For 1		
Total Votes	2	
WRITE-IN (W)	0	0%
BETSY OMALLEY (W)	1	50.00%
BRENDA DEMAREST (W)	1	50.00%
Write-in	0	0%

FOREST LAKE SUPERVISOR (DEMOCRATIC)		
Number of Precincts	1	
Precincts Reporting	1	100.00%
Vote For 1		
Total Votes	3	
WRITE-IN (W)	0	0%
STEVE DEMAREST (W)	2	66.67%
MARVIN SMALL (W)	1	33.33%
Write-in	0	0%

FOREST LAKE CONSTABLE (DEMOCRATIC)		
Number of Precincts	1	
Precincts Reporting	1	100.00%
Vote For 1		
Total Votes	1	
WRITE-IN (W)	0	0%
MATTHEW J TIMM (W)	1	100.00%
Write-in	0	0%

FOREST LAKE JUDGE OF ELECTION (DEMOCRATIC)		
Number of Precincts	1	
Precincts Reporting	1	100.00%
Vote For 1		
Total Votes	1	
WRITE-IN (W)	0	0%
DAWN (W)	1	100.00%
Write-in	0	0%

Election Summary Report
 SUSQUEHANNA COUNTY, PA
 MUNICIPAL PRIMARY ELECTION
 MAY 18, 2021
 RESULTS
 OFFICIAL RESULTS

Date: 5/26/2021
 Time: 3:07:32 PM PDT
 Page 14/110

Registered Voters 26,575 - Total Ballots 7,703 : 28.99%

41 of 41 Precincts Reporting 100.00%

**FOREST LAKE INSPECTOR OF ELECTION
 (DEMOCRATIC)**

Number of Precincts	1	
Precincts Reporting	1	100.00%
Vote For 1		
Total Votes	0	

WRITE-IN (W)	0	0%
Write-in	0	0%

**FRANKLIN AUDITOR 4 YEAR
 (DEMOCRATIC)**

Number of Precincts	1	
Precincts Reporting	1	100.00%
Vote For 1		
Total Votes	3	

WRITE-IN (W)	1	33.33%
OLIVIA ZAWISKI (W)	2	66.67%
Write-in	0	0%

**FRANKLIN SUPERVISOR
 (DEMOCRATIC)**

Number of Precincts	1	
Precincts Reporting	1	100.00%
Vote For 1		
Total Votes	7	

WRITE-IN (W)	0	0%
DANIEL DEPUE (W)	2	28.57%
TOM DOCHERTY (W)	1	14.29%
JEANIE SULLIVAN (W)	1	14.29%
MARK CREAMER (W)	1	14.29%
ROY JOHNSON (W)	1	14.29%
DAN DEPUE (W)	1	14.29%
Write-in	0	0%

**FRANKLIN AUDITOR 2 YEAR
 (DEMOCRATIC)**

Number of Precincts	1	
Precincts Reporting	1	100.00%
Vote For 1		
Total Votes	3	

WRITE-IN (W)	0	0%
KIM LOUISE HENRY (W)	2	66.67%
Write-in	1	33.33%

**FRANKLIN TAX COLLECTOR
 (DEMOCRATIC)**

Number of Precincts	1	
Precincts Reporting	1	100.00%
Vote For 1		
Total Votes	3	

WRITE-IN (W)	1	33.33%
KAREN LEE RAFFERTY (W)	1	33.33%
BOBBIE JOE KELSEY (W)	1	33.33%
Write-in	0	0%

**FRANKLIN AUDITOR 6 YEAR
 (DEMOCRATIC)**

Number of Precincts	1	
Precincts Reporting	1	100.00%
Vote For 1		
Total Votes	3	

WRITE-IN (W)	0	0%
PAULA GRASSI (W)	2	66.67%
Write-in	1	33.33%

**FRANKLIN CONSTABLE
 (DEMOCRATIC)**

Number of Precincts	1	
Precincts Reporting	1	100.00%
Vote For 1		
Total Votes	3	

WRITE-IN (W)	0	0%
ANGELO GRASSI (W)	3	100.00%
Write-in	0	0%

Election Summary Report
 SUSQUEHANNA COUNTY, PA
 MUNICIPAL PRIMARY ELECTION
 MAY 18, 2021
 RESULTS
 OFFICIAL RESULTS

Date: 5/26/2021
 Time: 3:07:32 PM PDT
 Page 15/110

Registered Voters 26,575 - Total Ballots 7,703 : 28.99%

41 of 41 Precincts Reporting 100.00%

FRANKLIN JUDGE OF ELECTION (DEMOCRATIC)		
Number of Precincts	1	
Precincts Reporting	1	100.00%
Vote For 1		
Total Votes	2	
WRITE-IN (W)	0	0%
JASON LEGG (W)	1	50.00%
HEIDI MITCHELL (W)	1	50.00%
Write-in	0	0%

FRIENDSVILLE COUNCILMAN 2 YEAR (DEMOCRATIC)		
Number of Precincts	1	
Precincts Reporting	1	100.00%
Vote For 1		
Total Votes	0	
WRITE-IN (W)	0	0%
Write-in	0	0%

FRANKLIN INSPECTOR OF ELECTION (DEMOCRATIC)		
Number of Precincts	1	
Precincts Reporting	1	100.00%
Vote For 1		
Total Votes	35	
DIANE M DOCHERTY	35	100.00%
WRITE-IN (W)	0	0%
Write-in	0	0%

FRIENDSVILLE AUDITOR 6 YEAR (DEMOCRATIC)		
Number of Precincts	1	
Precincts Reporting	1	100.00%
Vote For 1		
Total Votes	0	
WRITE-IN (W)	0	0%
Write-in	0	0%

FRIENDSVILLE MAYOR (DEMOCRATIC)		
Number of Precincts	1	
Precincts Reporting	1	100.00%
Vote For 1		
Total Votes	0	
WRITE-IN (W)	0	0%
Write-in	0	0%

FRIENDSVILLE AUDITOR 4 YEAR (DEMOCRATIC)		
Number of Precincts	1	
Precincts Reporting	1	100.00%
Vote For 1		
Total Votes	0	
WRITE-IN (W)	0	0%
Write-in	0	0%

FRIENDSVILLE COUNCILMAN 4 YEAR (DEMOCRATIC)		
Number of Precincts	1	
Precincts Reporting	1	100.00%
Vote For 2		
Total Votes	0	
WRITE-IN (W)	0	0%
Write-in	0	0%

FRIENDSVILLE TAX COLLECTOR (DEMOCRATIC)		
Number of Precincts	1	
Precincts Reporting	1	100.00%
Vote For 1		
Total Votes	0	
WRITE-IN (W)	0	0%
Write-in	0	0%

Election Summary Report
 SUSQUEHANNA COUNTY, PA
 MUNICIPAL PRIMARY ELECTION
 MAY 18, 2021
 RESULTS
 OFFICIAL RESULTS

Date: 5/26/2021
 Time: 3:07:32 PM PDT
 Page 16/110

Registered Voters 26,575 - Total Ballots 7,703 : 28.99%

41 of 41 Precincts Reporting 100.00%

FRIENDSVILLE JUDGE OF ELECTION (DEMOCRATIC)		
Number of Precincts	1	
Precincts Reporting	1	100.00%
Vote For 1		
Total Votes	0	
WRITE-IN (W)	0	0%
Write-in	0	0%

GIBSON AUDITOR (DEMOCRATIC)		
Number of Precincts	1	
Precincts Reporting	1	100.00%
Vote For 1		
Total Votes	47	
CHRISTIAN CHLUDZINSKI	46	97.87%
WRITE-IN (W)	0	0%
NATHAN TOMPKINS (W)	1	2.13%
BOB S ALANSKY (W)	0	0%
Write-in	0	0%

FRIENDSVILLE INSPECTOR OF ELECTION (DEMOCRATIC)		
Number of Precincts	1	
Precincts Reporting	1	100.00%
Vote For 1		
Total Votes	0	
WRITE-IN (W)	0	0%
Write-in	0	0%

GIBSON TAX COLLECTOR (DEMOCRATIC)		
Number of Precincts	1	
Precincts Reporting	1	100.00%
Vote For 1		
Total Votes	10	
WRITE-IN (W)	1	10.00%
JANET WATSON (W)	9	90.00%
GINA YARRISH (W)	0	0%
Write-in	0	0%

GIBSON SUPERVISOR (DEMOCRATIC)		
Number of Precincts	1	
Precincts Reporting	1	100.00%
Vote For 1		
Total Votes	5	
WRITE-IN (W)	0	0%
HAROLD SHAY (W)	1	20.00%
CHRIS MARCHO (W)	1	20.00%
CHRISTIAN CHLUDZINSKI (W)	1	20.00%
GINA YARRISH (W)	0	0%
ROBERT FINAGAN (W)	1	20.00%
RON BOYD (W)	1	20.00%
Write-in	0	0%

GIBSON CONSTABLE (DEMOCRATIC)		
Number of Precincts	1	
Precincts Reporting	1	100.00%
Vote For 1		
Total Votes	20	
WRITE-IN (W)	0	0%
MARK ZYCHAL (W)	18	90.00%
LANCE BENNIDICT (W)	1	5.00%
MARK KAYSAL (W)	1	5.00%
Write-in	0	0%

Election Summary Report
 SUSQUEHANNA COUNTY, PA
 MUNICIPAL PRIMARY ELECTION
 MAY 18, 2021
 RESULTS
 OFFICIAL RESULTS

Date: 5/26/2021
 Time: 3:07:32 PM PDT
 Page 17/110

Registered Voters 26,575 - Total Ballots 7,703 : 28.99%

41 of 41 Precincts Reporting 100.00%

GIBSON JUDGE OF ELECTION (DEMOCRATIC)		
Number of Precincts	1	
Precincts Reporting	1	100.00%
Vote For 1		
Total Votes	5	
WRITE-IN (W)	1	20.00%
BETTY ECHLEGRBURGER (W)	1	20.00%
CHRISTIAN CHLUDZINSKI (W)	1	20.00%
BETTY EICHELBERGER (W)	1	20.00%
AILEEN SHAY (W)	1	20.00%
Write-in	0	0%

GREAT BEND BORO MAYOR (DEMOCRATIC)		
Number of Precincts	1	
Precincts Reporting	1	100.00%
Vote For 1		
Total Votes	11	
WRITE-IN (W)	0	0%
DAWN CROOK (W)	2	18.18%
JAMES RIECKE (W)	1	9.09%
J RIEKE (W)	1	9.09%
BEN FRANKS (W)	1	9.09%
THOMAS H SHELANSKY (W)	1	9.09%
JAMES RICKEY (W)	1	9.09%
TODD SPRY (W)	1	9.09%
JIM RIECKE (W)	2	18.18%
JIMMY REED (W)	1	9.09%
Write-in	0	0%

GIBSON INSPECTOR OF ELECTION (DEMOCRATIC)		
Number of Precincts	1	
Precincts Reporting	1	100.00%
Vote For 1		
Total Votes	51	
NANCY LINDSEY	50	98.04%
WRITE-IN (W)	0	0%
CHRISTIAN CHLUDZINSKI (W)	0	0%
AILEEN M SHAY (W)	1	1.96%
AILEEN SHAY (W)	0	0%
Write-in	0	0%

GREAT BEND BORO COUNCILMAN (DEMOCRATIC)		
Number of Precincts	1	
Precincts Reporting	1	100.00%
Vote For 4		
Total Votes	112	
MICHAEL JAMES VANGORDEN	36	32.14%
BENJAMIN I FRANKS	40	35.71%
MICHAEL J CROOK	34	30.36%
WRITE-IN (W)	0	0%
DAWN CROOK (W)	1	0.89%
DANIELLE MILLS (W)	0	0%
MATTHEW WOOSMAN (W)	1	0.89%
Write-in	0	0%

Election Summary Report
 SUSQUEHANNA COUNTY, PA
 MUNICIPAL PRIMARY ELECTION
 MAY 18, 2021
 RESULTS
 OFFICIAL RESULTS

Date: 5/26/2021
 Time: 3:07:32 PM PDT
 Page 18/110

Registered Voters 26,575 - Total Ballots 7,703 : 28.99%

41 of 41 Precincts Reporting 100.00%

GREAT BEND BORO TAX COLLECTOR (DEMOCRATIC)		
Number of Precincts	1	
Precincts Reporting	1	100.00%
Vote For 1		
Total Votes	5	
WRITE-IN (W)	1	20.00%
DANELLE MILLS (W)	1	20.00%
HEATHER SPRY (W)	1	20.00%
DANIELLE MILLS (W)	1	20.00%
DANIELLE DECKER (W)	1	20.00%
Write-in	0	0%

GREAT BEND BORO JUDGE OF ELECTION (DEMOCRATIC)		
Number of Precincts	1	
Precincts Reporting	1	100.00%
Vote For 1		
Total Votes	1	
WRITE-IN (W)	0	0%
KAREN WARNER (W)	1	100.00%
Write-in	0	0%

GREAT BEND BORO INSPECTOR OF ELECTION (DEMOCRATIC)		
Number of Precincts	1	
Precincts Reporting	1	100.00%
Vote For 1		
Total Votes	1	
WRITE-IN (W)	0	0%
MIKE VANGORDEN (W)	1	100.00%
Write-in	0	0%

GREAT BEND TWP SUPERVISOR (DEMOCRATIC)		
Number of Precincts	1	
Precincts Reporting	1	100.00%
Vote For 1		
Total Votes	12	
WRITE-IN (W)	0	0%
J REED (W)	0	0%
JAMES REED (W)	4	33.33%
JIM REED (W)	2	16.67%
DAVE HINKLEY (W)	0	0%
RICH BUTTON (W)	0	0%
JAMES CANFIELD (W)	1	8.33%
JIM CANFIELD (W)	3	25.00%
CURT BLEWITT (W)	1	8.33%
JAN REED (W)	0	0%
KURT BLEWITT (W)	0	0%
CAROLYN PACCIO (W)	0	0%
JISHUA WEAVER (W)	0	0%
JOSHUA WEAVER (W)	0	0%
CURTIS C ROSS (W)	0	0%
ADAM KOVALCHICK (W)	0	0%
SCOTT GAYLORD (W)	0	0%
KRIS LESJACK (W)	0	0%
REED MULLEN (W)	0	0%
HOLLY HASKEL (W)	0	0%
DENNIS SILVER (W)	0	0%
DANELLE HINKLEY (W)	0	0%
FRAN WOREN (W)	0	0%
JEN BRANT (W)	0	0%
JAMES WRIGHT (W)	1	8.33%
Write-in	0	0%

GREAT BEND TWP AUDITOR 6 YEAR (DEMOCRATIC)		
Number of Precincts	1	
Precincts Reporting	1	100.00%
Vote For 1		
Total Votes	0	
WRITE-IN (W)	0	0%
Write-in	0	0%

Election Summary Report
 SUSQUEHANNA COUNTY, PA
 MUNICIPAL PRIMARY ELECTION
 MAY 18, 2021
 RESULTS
 OFFICIAL RESULTS

Date: 5/26/2021
 Time: 3:07:32 PM PDT
 Page 19/110

Registered Voters 26,575 - Total Ballots 7,703 : 28.99%

41 of 41 Precincts Reporting 100.00%

GREAT BEND TWP AUDITOR 4 YEAR (DEMOCRATIC)		
Number of Precincts	1	
Precincts Reporting	1	100.00%
Vote For 1		
Total Votes	0	
WRITE-IN (W)	0	0%
Write-in	0	0%

GREAT BEND TWP CONSTABLE (DEMOCRATIC)		
Number of Precincts	1	
Precincts Reporting	1	100.00%
Vote For 1		
Total Votes	6	
WRITE-IN (W)	0	0%
DENNIS SILVER (W)	4	66.67%
D SILVERS (W)	1	16.67%
DENNIS L SILVER (W)	1	16.67%
Write-in	0	0%

GREAT BEND TWP AUDITOR 2 YEAR (DEMOCRATIC)		
Number of Precincts	1	
Precincts Reporting	1	100.00%
Vote For 1		
Total Votes	0	
WRITE-IN (W)	0	0%
Write-in	0	0%

GREAT BEND TWP JUDGE OF ELECTION (DEMOCRATIC)		
Number of Precincts	1	
Precincts Reporting	1	100.00%
Vote For 1		
Total Votes	2	
WRITE-IN (W)	0	0%
KATHERINE BUCHANEN (W)	1	50.00%
JULIE GALLAGHER (W)	0	0%
KAREN SINNETT (W)	0	0%
JULIE GALLIGER (W)	1	50.00%
Write-in	0	0%

GREAT BEND TWP TAX COLLECTOR (DEMOCRATIC)		
Number of Precincts	1	
Precincts Reporting	1	100.00%
Vote For 1		
Total Votes	6	
WRITE-IN (W)	0	0%
SHEILA GUINAN (W)	1	16.67%
SHIELA GUINAN (W)	0	0%
SHIELA GINAN (W)	2	33.33%
MARTY REED (W)	1	16.67%
SHEILA GUINEAN (W)	1	16.67%
SHEILA L GUINAN (W)	1	16.67%
Write-in	0	0%

GREAT BEND TWP INSPECTOR OF ELECTION (DEMOCRATIC)		
Number of Precincts	1	
Precincts Reporting	1	100.00%
Vote For 1		
Total Votes	2	
WRITE-IN (W)	0	0%
MARLEEN WALKER (W)	1	50.00%
DIANE WILLIAMS (W)	0	0%
KAREN L SINNETT (W)	1	50.00%
Write-in	0	0%

Election Summary Report
 SUSQUEHANNA COUNTY, PA
 MUNICIPAL PRIMARY ELECTION
 MAY 18, 2021
 RESULTS
 OFFICIAL RESULTS

Date: 5/26/2021
 Time: 3:07:32 PM PDT
 Page 20/110

Registered Voters 26,575 - Total Ballots 7,703 : 28.99%

41 of 41 Precincts Reporting 100.00%

HALLSTEAD MAYOR (DEMOCRATIC)		
Number of Precincts	1	
Precincts Reporting	1	100.00%
Vote For 1		
Total Votes	49	
ANGELA ZICK	49	100.00%
WRITE-IN (W)	0	0%
Write-in	0	0%

HALLSTEAD AUDITOR 4 YEAR (DEMOCRATIC)		
Number of Precincts	1	
Precincts Reporting	1	100.00%
Vote For 1		
Total Votes	2	
WRITE-IN (W)	0	0%
RICK AINEY (W)	1	50.00%
BRENDA PRUITT (W)	1	50.00%
Write-in	0	0%

HALLSTEAD COUNCILMAN (DEMOCRATIC)		
Number of Precincts	1	
Precincts Reporting	1	100.00%
Vote For 4		
Total Votes	49	
LAURIE BONNER	41	83.67%
WRITE-IN (W)	0	0%
TIMOTHY BURNETT (W)	1	2.04%
BRIAN ZICK (W)	1	2.04%
GARY FAHRENZ (W)	2	4.08%
HEATHER THATCHER (W)	1	2.04%
MATT BRAND (W)	1	2.04%
MICHAEL MROZ (W)	1	2.04%
PATRICIA KAMMERER (W)	1	2.04%
Write-in	0	0%

HALLSTEAD AUDITOR 2 YEAR (DEMOCRATIC)		
Number of Precincts	1	
Precincts Reporting	1	100.00%
Vote For 1		
Total Votes	0	
WRITE-IN (W)	0	0%
Write-in	0	0%

HALLSTEAD TAX COLLECTOR (DEMOCRATIC)		
Number of Precincts	1	
Precincts Reporting	1	100.00%
Vote For 1		
Total Votes	3	
WRITE-IN (W)	0	0%
KRISTINE MORRIS (W)	1	33.33%
PEGGY WOOSMAN (W)	1	33.33%
TERRI GOFF (W)	1	33.33%
Write-in	0	0%

HALLSTEAD AUDITOR 6 YEAR (DEMOCRATIC)		
Number of Precincts	1	
Precincts Reporting	1	100.00%
Vote For 1		
Total Votes	2	
WRITE-IN (W)	0	0%
MICHAEL MROZ (W)	1	50.00%
ANTHONY CONARTON (W)	1	50.00%
Write-in	0	0%

HALLSTEAD CONSTABLE (DEMOCRATIC)		
Number of Precincts	1	
Precincts Reporting	1	100.00%
Vote For 1		
Total Votes	2	
WRITE-IN (W)	0	0%
KEVIN WALSH (W)	2	100.00%
Write-in	0	0%

Election Summary Report
 SUSQUEHANNA COUNTY, PA
 MUNICIPAL PRIMARY ELECTION
 MAY 18, 2021
 RESULTS
 OFFICIAL RESULTS

Date: 5/26/2021
 Time: 3:07:32 PM PDT
 Page 21/110

Registered Voters 26,575 - Total Ballots 7,703 : 28.99%

41 of 41 Precincts Reporting 100.00%

HALLSTEAD JUDGE OF ELECTION (DEMOCRATIC)		
Number of Precincts	1	
Precincts Reporting	1	100.00%
Vote For 1		
Total Votes	3	
WRITE-IN (W)	0	0%
JOHN MANCHESTER (W)	2	66.67%
JODI CORNER (W)	0	0%
JODI CORDENER (W)	1	33.33%
Write-in	0	0%

HARFORD AUDITOR 6 YEAR (DEMOCRATIC)		
Number of Precincts	1	
Precincts Reporting	1	100.00%
Vote For 1		
Total Votes	22	
WRITE-IN (W)	0	0%
ROBERT DELUCA (W)	1	4.55%
CONNIE BREESE (W)	15	68.18%
SHARON DECKER (W)	4	18.18%
A ARCHER (W)	1	4.55%
CONNIE BREEZE (W)	1	4.55%
Write-in	0	0%

HALLSTEAD INSPECTOR OF ELECTION (DEMOCRATIC)		
Number of Precincts	1	
Precincts Reporting	1	100.00%
Vote For 1		
Total Votes	0	
WRITE-IN (W)	0	0%
Write-in	0	0%

HARFORD AUDITOR 4 YEAR (DEMOCRATIC)		
Number of Precincts	1	
Precincts Reporting	1	100.00%
Vote For 1		
Total Votes	21	
WRITE-IN (W)	0	0%
CONNIE BREESE (W)	1	4.76%
RICHARD SURACI (W)	1	4.76%
SHARON DECKER (W)	18	85.71%
S DECKER (W)	1	4.76%
Write-in	0	0%

HARFORD SUPERVISOR (DEMOCRATIC)		
Number of Precincts	1	
Precincts Reporting	1	100.00%
Vote For 1		
Total Votes	20	
WRITE-IN (W)	0	0%
DUSTIN WALKER (W)	18	90.00%
F FISHER (W)	1	5.00%
CONNIE BREESE (W)	1	5.00%
Write-in	0	0%

HARFORD TAX COLLECTOR (DEMOCRATIC)		
Number of Precincts	1	
Precincts Reporting	1	100.00%
Vote For 1		
Total Votes	22	
WRITE-IN (W)	1	4.55%
JESSICA MILLER (W)	20	90.91%
J MILLER (W)	1	4.55%
Write-in	0	0%

Election Summary Report
 SUSQUEHANNA COUNTY, PA
 MUNICIPAL PRIMARY ELECTION
 MAY 18, 2021
 RESULTS
 OFFICIAL RESULTS

Date: 5/26/2021
 Time: 3:07:32 PM PDT
 Page 22/110

Registered Voters 26,575 - Total Ballots 7,703 : 28.99%

41 of 41 Precincts Reporting 100.00%

HARFORD JUDGE OF ELECTION (DEMOCRATIC)		
Number of Precincts	1	
Precincts Reporting	1	100.00%
Vote For 1		
Total Votes	25	
WRITE-IN (W)	1	4.00%
MAUREEN WARREN (W)	2	8.00%
ROBERT FISHER (W)	21	84.00%
F FISHER (W)	1	4.00%
Write-in	0	0%

HARMONY AUDITOR (DEMOCRATIC)		
Number of Precincts	1	
Precincts Reporting	1	100.00%
Vote For 1		
Total Votes	4	
WRITE-IN (W)	0	0%
LINDA COOK (W)	4	100.00%
Write-in	0	0%

HARFORD INSPECTOR OF ELECTION (DEMOCRATIC)		
Number of Precincts	1	
Precincts Reporting	1	100.00%
Vote For 1		
Total Votes	23	
WRITE-IN (W)	1	4.35%
ALICE ARCHER (W)	17	73.91%
ALVERNA GOW (W)	3	13.04%
ALFER ARCHER (W)	1	4.35%
ALICE DEMOCRAT (W)	1	4.35%
Write-in	0	0%

HARMONY TAX COLLECTOR (DEMOCRATIC)		
Number of Precincts	1	
Precincts Reporting	1	100.00%
Vote For 1		
Total Votes	5	
WRITE-IN (W)	0	0%
GARY KIERNAN (W)	4	80.00%
LINDA COOK (W)	1	20.00%
Write-in	0	0%

HARMONY SUPERVISOR (DEMOCRATIC)		
Number of Precincts	1	
Precincts Reporting	1	100.00%
Vote For 1		
Total Votes	9	
WRITE-IN (W)	0	0%
OSCAR MILLER (W)	2	22.22%
DARWIN GREENE (W)	5	55.56%
DAVID YEAKEL (W)	1	11.11%
DENNIS COOK (W)	1	11.11%
DAREIN GREENE (W)	0	0%
Write-in	0	0%

HARMONY CONSTABLE (DEMOCRATIC)		
Number of Precincts	1	
Precincts Reporting	1	100.00%
Vote For 1		
Total Votes	0	
WRITE-IN (W)	0	0%
Write-in	0	0%

HARMONY JUDGE OF ELECTION (DEMOCRATIC)		
Number of Precincts	1	
Precincts Reporting	1	100.00%
Vote For 1		
Total Votes	2	
WRITE-IN (W)	0	0%
DONNA DENNISTON (W)	1	50.00%
CARRIE HENRY (W)	1	50.00%
Write-in	0	0%

Election Summary Report
 SUSQUEHANNA COUNTY, PA
 MUNICIPAL PRIMARY ELECTION
 MAY 18, 2021
 RESULTS
 OFFICIAL RESULTS

Date: 5/26/2021
 Time: 3:07:32 PM PDT
 Page 23/110

Registered Voters 26,575 - Total Ballots 7,703 : 28.99%

41 of 41 Precincts Reporting 100.00%

HARMONY INSPECTOR OF ELECTION (DEMOCRATIC)		
Number of Precincts	1	
Precincts Reporting	1	100.00%
Vote For 1		
Total Votes	3	
WRITE-IN (W)	0	0%
CARRIE HENRY (W)	2	66.67%
DONNA DENNISTON (W)	0	0%
FRANK PRYBECK (W)	0	0%
LINDA COOK (W)	1	33.33%
Write-in	0	0%

HERRICK AUDITOR 4 YEAR (DEMOCRATIC)		
Number of Precincts	1	
Precincts Reporting	1	100.00%
Vote For 1		
Total Votes	2	
WRITE-IN (W)	0	0%
ANDREW TROTTER (W)	1	50.00%
KATYLEN ZEMBRZYCKI (W)	1	50.00%
Write-in	0	0%

HERRICK SUPERVISOR (DEMOCRATIC)		
Number of Precincts	1	
Precincts Reporting	1	100.00%
Vote For 1		
Total Votes	7	
WRITE-IN (W)	0	0%
ELLIOT ROSS (W)	1	14.29%
NANCY HARVATINE (W)	1	14.29%
BRAD BURNS (W)	1	14.29%
DAVID SVECZ (W)	2	28.57%
WALTER MEANY (W)	1	14.29%
LINDA ZEMBRZYCKI (W)	1	14.29%
Write-in	0	0%

HERRICK TAX COLLECTOR (DEMOCRATIC)		
Number of Precincts	1	
Precincts Reporting	1	100.00%
Vote For 1		
Total Votes	11	
WRITE-IN (W)	0	0%
JOSEPH SVECZ (W)	7	63.64%
JOE SVECZ JR (W)	1	9.09%
TIM MADDEN (W)	1	9.09%
ANDREW TROTTER (W)	1	9.09%
JOE SVECZ (W)	1	9.09%
Write-in	0	0%

HERRICK AUDITOR 6 YEAR (DEMOCRATIC)		
Number of Precincts	1	
Precincts Reporting	1	100.00%
Vote For 1		
Total Votes	3	
WRITE-IN (W)	0	0%
LEEANNA ZEMBRZYCKI (W)	2	66.67%
ANDREW TROTTER (W)	1	33.33%
Write-in	0	0%

HERRICK JUDGE OF ELECTION (DEMOCRATIC)		
Number of Precincts	1	
Precincts Reporting	1	100.00%
Vote For 1		
Total Votes	0	
WRITE-IN (W)	0	0%
Write-in	0	0%

Election Summary Report
 SUSQUEHANNA COUNTY, PA
 MUNICIPAL PRIMARY ELECTION
 MAY 18, 2021
 RESULTS
 OFFICIAL RESULTS

Date: 5/26/2021
 Time: 3:07:32 PM PDT
 Page 24/110

Registered Voters 26,575 - Total Ballots 7,703 : 28.99%

41 of 41 Precincts Reporting 100.00%

HERRICK INSPECTOR OF ELECTION (DEMOCRATIC)		
Number of Precincts	1	
Precincts Reporting	1	100.00%
Vote For 1		
Total Votes	2	
WRITE-IN (W)	0	0%
RACHEL (W)	1	50.00%
KIRSTEN A GRIFFIN (W)	1	50.00%
Write-in	0	0%

HOP BOTTOM TAX COLLECTOR (DEMOCRATIC)		
Number of Precincts	1	
Precincts Reporting	1	100.00%
Vote For 1		
Total Votes	5	
WRITE-IN (W)	0	0%
JESSICA MILLER (W)	1	20.00%
DOLORES ANDERSON (W)	1	20.00%
DORIS ANDERSON (W)	2	40.00%
VERONICA BRADLEY (W)	1	20.00%
Write-in	0	0%

HOP BOTTOM MAYOR (DEMOCRATIC)		
Number of Precincts	1	
Precincts Reporting	1	100.00%
Vote For 1		
Total Votes	5	
WRITE-IN (W)	0	0%
WILLIAM BLACK (W)	4	80.00%
COGNETTI (W)	1	20.00%
Write-in	0	0%

HOP BOTTOM CONSTABLE (DEMOCRATIC)		
Number of Precincts	1	
Precincts Reporting	1	100.00%
Vote For 1		
Total Votes	0	
WRITE-IN (W)	0	0%
Write-in	0	0%

HOP BOTTOM COUNCILMAN (DEMOCRATIC)		
Number of Precincts	1	
Precincts Reporting	1	100.00%
Vote For 3		
Total Votes	17	
STEPHEN G SMITHBAUER	17	100.00%
WRITE-IN (W)	0	0%
Write-in	0	0%

HOP BOTTOM JUDGE OF ELECTION (DEMOCRATIC)		
Number of Precincts	1	
Precincts Reporting	1	100.00%
Vote For 1		
Total Votes	1	
WRITE-IN (W)	0	0%
TIMOTHY POTTER (W)	1	100.00%
Write-in	0	0%

Election Summary Report
 SUSQUEHANNA COUNTY, PA
 MUNICIPAL PRIMARY ELECTION
 MAY 18, 2021
 RESULTS
 OFFICIAL RESULTS

Date: 5/26/2021
 Time: 3:07:32 PM PDT
 Page 25/110

Registered Voters 26,575 - Total Ballots 7,703 : 28.99%

41 of 41 Precincts Reporting 100.00%

HOP BOTTOM INSPECTOR OF ELECTION (DEMOCRATIC)		
Number of Precincts	1	
Precincts Reporting	1	100.00%
Vote For 1		
Total Votes	1	
WRITE-IN (W)	0	0%
DONNA POTTER (W)	1	100.00%
RACHEL (W)	0	0%
Write-in	0	0%

JACKSON JUDGE OF ELECTION (DEMOCRATIC)		
Number of Precincts	1	
Precincts Reporting	1	100.00%
Vote For 1		
Total Votes	1	
WRITE-IN (W)	0	0%
DAVID SPENCER (W)	1	100.00%
Write-in	0	0%

JACKSON SUPERVISOR (DEMOCRATIC)		
Number of Precincts	1	
Precincts Reporting	1	100.00%
Vote For 1		
Total Votes	1	
WRITE-IN (W)	0	0%
JEFF PAGE (W)	1	100.00%
Write-in	0	0%

JACKSON INSPECTOR OF ELECTION (DEMOCRATIC)		
Number of Precincts	1	
Precincts Reporting	1	100.00%
Vote For 1		
Total Votes	3	
WRITE-IN (W)	0	0%
DAVID SPENCER (W)	2	66.67%
Write-in	1	33.33%

JACKSON AUDITOR (DEMOCRATIC)		
Number of Precincts	1	
Precincts Reporting	1	100.00%
Vote For 1		
Total Votes	1	
WRITE-IN (W)	0	0%
LOIS RICE (W)	1	100.00%
Write-in	0	0%

JESSUP SUPERVISOR (DEMOCRATIC)		
Number of Precincts	1	
Precincts Reporting	1	100.00%
Vote For 1		
Total Votes	3	
WRITE-IN (W)	1	33.33%
DENNY BUNNELL (W)	1	33.33%
ROBERT SCHUMAKER (W)	1	33.33%
Write-in	0	0%

JACKSON TAX COLLECTOR (DEMOCRATIC)		
Number of Precincts	1	
Precincts Reporting	1	100.00%
Vote For 1		
Total Votes	2	
WRITE-IN (W)	0	0%
SUSAN L PEASE (W)	1	50.00%
SUSAN PEASE (W)	1	50.00%
Write-in	0	0%

JESSUP AUDITOR 6 YEAR (DEMOCRATIC)		
Number of Precincts	1	
Precincts Reporting	1	100.00%
Vote For 1		
Total Votes	1	
WRITE-IN (W)	1	100.00%
Write-in	0	0%

Election Summary Report
 SUSQUEHANNA COUNTY, PA
 MUNICIPAL PRIMARY ELECTION
 MAY 18, 2021
 RESULTS
 OFFICIAL RESULTS

Date: 5/26/2021
 Time: 3:07:32 PM PDT
 Page 26/110

Registered Voters 26,575 - Total Ballots 7,703 : 28.99%

41 of 41 Precincts Reporting 100.00%

**JESSUP AUDITOR 2 YEAR
 (DEMOCRATIC)**

Number of Precincts	1	
Precincts Reporting	1	100.00%
Vote For 1		
Total Votes	1	
WRITE-IN (W)	1	100.00%
Write-in	0	0%

**JESSUP INSPECTOR OF ELECTION
 (DEMOCRATIC)**

Number of Precincts	1	
Precincts Reporting	1	100.00%
Vote For 1		
Total Votes	1	
WRITE-IN (W)	1	100.00%
Write-in	0	0%

**JESSUP TAX COLLECTOR
 (DEMOCRATIC)**

Number of Precincts	1	
Precincts Reporting	1	100.00%
Vote For 1		
Total Votes	5	
WRITE-IN (W)	1	20.00%
HUNTER LEWIS (W)	3	60.00%
LEWIS HUNTER (W)	1	20.00%
Write-in	0	0%

**LANESBOROUGH MAYOR
 (DEMOCRATIC)**

Number of Precincts	1	
Precincts Reporting	1	100.00%
Vote For 1		
Total Votes	2	
WRITE-IN (W)	0	0%
CHRISTOPHER J MABY (W)	1	50.00%
CHRIS MAYBE (W)	1	50.00%
Write-in	0	0%

**JESSUP CONSTABLE
 (DEMOCRATIC)**

Number of Precincts	1	
Precincts Reporting	1	100.00%
Vote For 1		
Total Votes	1	
WRITE-IN (W)	1	100.00%
Write-in	0	0%

**LANESBOROUGH COUNCILMAN
 (DEMOCRATIC)**

Number of Precincts	1	
Precincts Reporting	1	100.00%
Vote For 3		
Total Votes	1	
WRITE-IN (W)	0	0%
DAVID GLIDDEN (W)	1	100.00%
Write-in	0	0%

**JESSUP JUDGE OF ELECTION
 (DEMOCRATIC)**

Number of Precincts	1	
Precincts Reporting	1	100.00%
Vote For 1		
Total Votes	2	
WRITE-IN (W)	2	100.00%
Write-in	0	0%

**LANESBOROUGH TAX COLLECTOR
 (DEMOCRATIC)**

Number of Precincts	1	
Precincts Reporting	1	100.00%
Vote For 1		
Total Votes	1	
WRITE-IN (W)	0	0%
BARBARA EDWARDS (W)	1	100.00%
Write-in	0	0%

Election Summary Report
 SUSQUEHANNA COUNTY, PA
 MUNICIPAL PRIMARY ELECTION
 MAY 18, 2021
 RESULTS
 OFFICIAL RESULTS

Date: 5/26/2021
 Time: 3:07:32 PM PDT
 Page 27/110

Registered Voters 26,575 - Total Ballots 7,703 : 28.99%

41 of 41 Precincts Reporting 100.00%

LANESBOROUGH CONSTABLE (DEMOCRATIC)		
Number of Precincts	1	
Precincts Reporting	1	100.00%
Vote For 1		
Total Votes	1	
WRITE-IN (W)	0	0%
EDWARD G ARZOUIAN (W)	1	100.00%
Write-in	0	0%

LATHROP SUPERVISOR 4 YEAR (DEMOCRATIC)		
Number of Precincts	1	
Precincts Reporting	1	100.00%
Vote For 1		
Total Votes	8	
WRITE-IN (W)	0	0%
DONNA BRENNEMAN (W)	4	50.00%
DONNA BRENNEHAN (W)	1	12.50%
DONNA BRENNENAMAN (W)	1	12.50%
BOB DECKER (W)	1	12.50%
DAN VERY (W)	1	12.50%
Write-in	0	0%

LANESBOROUGH JUDGE OF ELECTION (DEMOCRATIC)		
Number of Precincts	1	
Precincts Reporting	1	100.00%
Vote For 1		
Total Votes	1	
WRITE-IN (W)	0	0%
LISA BARTON (W)	1	100.00%
Write-in	0	0%

LATHROP AUDITOR (DEMOCRATIC)		
Number of Precincts	1	
Precincts Reporting	1	100.00%
Vote For 1		
Total Votes	9	
WRITE-IN (W)	0	0%
JACKIE FRANTZ (W)	4	44.44%
ELWOOD WILLIAMS (W)	5	55.56%
Write-in	0	0%

LANESBOROUGH INSPECTOR OF ELECTION (DEMOCRATIC)		
Number of Precincts	1	
Precincts Reporting	1	100.00%
Vote For 1		
Total Votes	1	
WRITE-IN (W)	0	0%
DONNA M GELATT (W)	1	100.00%
Write-in	0	0%

LATHROP TAX COLLECTOR (DEMOCRATIC)		
Number of Precincts	1	
Precincts Reporting	1	100.00%
Vote For 1		
Total Votes	9	
WRITE-IN (W)	0	0%
FAYE WILLIAMS (W)	2	22.22%
THELMA WILLIAMS (W)	3	33.33%
FAY WILLIAMS (W)	0	0%
T FAYE WILLIAMS (W)	2	22.22%
SHARON KRESS (W)	1	11.11%
BARBARA ROBBINS (W)	1	11.11%
Write-in	0	0%

LATHROP SUPERVISOR 6 YEAR (DEMOCRATIC)		
Number of Precincts	1	
Precincts Reporting	1	100.00%
Vote For 1		
Total Votes	44	
ELWOOD G PHELPS	42	95.45%
WRITE-IN (W)	0	0%
DANNY VERY (W)	1	2.27%
FRANCIS FINAN (W)	1	2.27%
Write-in	0	0%

Election Summary Report
 SUSQUEHANNA COUNTY, PA
 MUNICIPAL PRIMARY ELECTION
 MAY 18, 2021
 RESULTS
 OFFICIAL RESULTS

Date: 5/26/2021
 Time: 3:07:32 PM PDT
 Page 28/110

Registered Voters 26,575 - Total Ballots 7,703 : 28.99%

41 of 41 Precincts Reporting 100.00%

LATHROP CONSTABLE (DEMOCRATIC)		
Number of Precincts	1	
Precincts Reporting	1	100.00%
Vote For 1		
Total Votes	8	
WRITE-IN (W)	0	0%
JIM GLEMBOSKI (W)	5	62.50%
ELWOOD PHELPS (W)	1	12.50%
JIM GEMBOSKI (W)	1	12.50%
LANCE BENEDICT (W)	1	12.50%
Write-in	0	0%

LENOX SUPERVISOR (DEMOCRATIC)		
Number of Precincts	1	
Precincts Reporting	1	100.00%
Vote For 1		
Total Votes	15	
WRITE-IN (W)	3	20.00%
LEONARD WHEATLEY (W)	2	13.33%
CHRIS HALL (W)	1	6.67%
WAYNE TAYLOR (W)	1	6.67%
NICOLE MCHUGH (W)	1	6.67%
JAMES TAYLOR (W)	2	13.33%
CHERYL MATULEVICH (W)	1	6.67%
ANN ROGERS (W)	1	6.67%
JAMES ROGERS (W)	1	6.67%
LENNY (W)	1	6.67%
RICK WEIDA (W)	1	6.67%
Write-in	0	0%

LATHROP JUDGE OF ELECTION (DEMOCRATIC)		
Number of Precincts	1	
Precincts Reporting	1	100.00%
Vote For 1		
Total Votes	7	
WRITE-IN (W)	0	0%
PATRICIA CARPENTER (W)	1	14.29%
MONICA TURNER (W)	2	28.57%
MONICA TUNER (W)	1	14.29%
BRENDA WALTER (W)	2	28.57%
BRENDA WALTERS (W)	0	0%
BREDA WALTER (W)	1	14.29%
Write-in	0	0%

LENOX AUDITOR 6 YEAR (DEMOCRATIC)		
Number of Precincts	1	
Precincts Reporting	1	100.00%
Vote For 1		
Total Votes	4	
WRITE-IN (W)	2	50.00%
MICHELE HANGLEY (W)	1	25.00%
CHERYL MATULEVICH (W)	1	25.00%
Write-in	0	0%

LATHROP INSPECTOR OF ELECTION (DEMOCRATIC)		
Number of Precincts	1	
Precincts Reporting	1	100.00%
Vote For 1		
Total Votes	10	
WRITE-IN (W)	0	0%
MONICA TURNER (W)	8	80.00%
LIANNE GLEMBOSKI (W)	2	20.00%
Write-in	0	0%

LENOX AUDITOR 4 YEAR (DEMOCRATIC)		
Number of Precincts	1	
Precincts Reporting	1	100.00%
Vote For 1		
Total Votes	5	
WRITE-IN (W)	2	40.00%
CHRISTINE HENKE (W)	0	0%
CRAIG LEVIN (W)	1	20.00%
CHERYL MATULEVICH (W)	1	20.00%
MELISSA SCHNEIDER (W)	1	20.00%
Write-in	0	0%

Election Summary Report
 SUSQUEHANNA COUNTY, PA
 MUNICIPAL PRIMARY ELECTION
 MAY 18, 2021
 RESULTS
 OFFICIAL RESULTS

Date: 5/26/2021
 Time: 3:07:32 PM PDT
 Page 29/110

Registered Voters 26,575 - Total Ballots 7,703 : 28.99%

41 of 41 Precincts Reporting 100.00%

LENOX AUDITOR 2 YEAR (DEMOCRATIC)		
Number of Precincts	1	
Precincts Reporting	1	100.00%
Vote For 1		
Total Votes	7	
WRITE-IN (W)	2	28.57%
RANIA MAJOR (W)	1	14.29%
THERESA ANN PRICE (W)	1	14.29%
CHERYL MATULEVICH (W)	1	14.29%
ALISHA CLARKE (W)	1	14.29%
THERESA PRICE (W)	1	14.29%
Write-in	0	0%

LENOX JUDGE OF ELECTION (DEMOCRATIC)		
Number of Precincts	1	
Precincts Reporting	1	100.00%
Vote For 1		
Total Votes	12	
WRITE-IN (W)	2	16.67%
STELLA JERAULD (W)	5	41.67%
STELLA GERALD (W)	2	16.67%
WENDY BURISH (W)	1	8.33%
MS GERALD (W)	1	8.33%
DEB CERNAK (W)	1	8.33%
Write-in	0	0%

LENOX TAX COLLECTOR (DEMOCRATIC)		
Number of Precincts	1	
Precincts Reporting	1	100.00%
Vote For 1		
Total Votes	17	
WRITE-IN (W)	2	11.76%
CHRISTINE HENKE (W)	11	64.71%
TIMOTHY HARRISON (W)	1	5.88%
CHERYL MATULEVICH (W)	1	5.88%
ANN ROGERS (W)	0	0%
DOROTHY WALLACE (W)	1	5.88%
KRISTINE HENKE (W)	1	5.88%
Write-in	0	0%

LENOX INSPECTOR OF ELECTION (DEMOCRATIC)		
Number of Precincts	1	
Precincts Reporting	1	100.00%
Vote For 1		
Total Votes	17	
WRITE-IN (W)	3	17.65%
DEBORAH CERYIK (W)	1	5.88%
DEBORAH CERYNIK (W)	2	11.76%
DEBORAH L CERYNIK (W)	3	17.65%
DEBORAH CERYAIK (W)	1	5.88%
ANNIE ROGERS (W)	2	11.76%
CHERYL MATULEVICH (W)	1	5.88%
ANN ROGERS (W)	2	11.76%
ANNE ROGERS (W)	1	5.88%
DEB CERNAK (W)	1	5.88%
Write-in	0	0%

LENOX CONSTABLE (DEMOCRATIC)		
Number of Precincts	1	
Precincts Reporting	1	100.00%
Vote For 1		
Total Votes	11	
WRITE-IN (W)	3	27.27%
LUCAS TAYLOR (W)	7	63.64%
NICOLE MCHUGH (W)	1	9.09%
CHERYL MATULEVICH (W)	0	0%
Write-in	0	0%

Election Summary Report
 SUSQUEHANNA COUNTY, PA
 MUNICIPAL PRIMARY ELECTION
 MAY 18, 2021
 RESULTS
 OFFICIAL RESULTS

Date: 5/26/2021
 Time: 3:07:32 PM PDT
 Page 30/110

Registered Voters 26,575 - Total Ballots 7,703 : 28.99%

41 of 41 Precincts Reporting 100.00%

LIBERTY SUPERVISOR (DEMOCRATIC)		
Number of Precincts	1	
Precincts Reporting	1	100.00%
Vote For 1		
Total Votes	4	
WRITE-IN (W)	0	0%
ALTON WILBUR (W)	1	25.00%
DARWIN DE ROSE (W)	1	25.00%
DAVE BAILEY (W)	1	25.00%
CLIFFORD REED (W)	1	25.00%
Write-in	0	0%

LIBERTY JUDGE OF ELECTION (DEMOCRATIC)		
Number of Precincts	1	
Precincts Reporting	1	100.00%
Vote For 1		
Total Votes	1	
WRITE-IN (W)	0	0%
STACEY KALECHITZ (W)	1	100.00%
Write-in	0	0%

LIBERTY AUDITOR (DEMOCRATIC)		
Number of Precincts	1	
Precincts Reporting	1	100.00%
Vote For 1		
Total Votes	1	
WRITE-IN (W)	0	0%
WILLIAM BAYNE (W)	1	100.00%
Write-in	0	0%

LIBERTY INSPECTOR OF ELECTION (DEMOCRATIC)		
Number of Precincts	1	
Precincts Reporting	1	100.00%
Vote For 1		
Total Votes	44	
JOHN HOTVEDT	44	100.00%
WRITE-IN (W)	0	0%
Write-in	0	0%

LIBERTY TAX COLLECTOR (DEMOCRATIC)		
Number of Precincts	1	
Precincts Reporting	1	100.00%
Vote For 1		
Total Votes	3	
WRITE-IN (W)	0	0%
ALICE ROE (W)	3	100.00%
Write-in	0	0%

LITTLE MDWS MAYOR (DEMOCRATIC)		
Number of Precincts	1	
Precincts Reporting	1	100.00%
Vote For 1		
Total Votes	0	
WRITE-IN (W)	0	0%
Write-in	0	0%

LITTLE MDWS COUNCILMAN (DEMOCRATIC)		
Number of Precincts	1	
Precincts Reporting	1	100.00%
Vote For 3		
Total Votes	0	
WRITE-IN (W)	0	0%
Write-in	0	0%

Election Summary Report
 SUSQUEHANNA COUNTY, PA
 MUNICIPAL PRIMARY ELECTION
 MAY 18, 2021
 RESULTS
 OFFICIAL RESULTS

Date: 5/26/2021
 Time: 3:07:32 PM PDT
 Page 31/110

Registered Voters 26,575 - Total Ballots 7,703 : 28.99%

41 of 41 Precincts Reporting 100.00%

LITTLE MDWS AUDITOR 6 YEAR (DEMOCRATIC)		
Number of Precincts	1	
Precincts Reporting	1	100.00%
Vote For 1		
Total Votes	0	
WRITE-IN (W)	0	0%
Write-in	0	0%

LITTLE MDWS JUDGE OF ELECTION (DEMOCRATIC)		
Number of Precincts	1	
Precincts Reporting	1	100.00%
Vote For 1		
Total Votes	0	
WRITE-IN (W)	0	0%
Write-in	0	0%

LITTLE MDWS AUDITOR 2 YEAR (DEMOCRATIC)		
Number of Precincts	1	
Precincts Reporting	1	100.00%
Vote For 1		
Total Votes	0	
WRITE-IN (W)	0	0%
Write-in	0	0%

LITTLE MDWS INSPECTOR OF ELECTION (DEMOCRATIC)		
Number of Precincts	1	
Precincts Reporting	1	100.00%
Vote For 1		
Total Votes	0	
WRITE-IN (W)	0	0%
Write-in	0	0%

LITTLE MDWS TAX COLLECTOR (DEMOCRATIC)		
Number of Precincts	1	
Precincts Reporting	1	100.00%
Vote For 1		
Total Votes	0	
WRITE-IN (W)	0	0%
Write-in	0	0%

MIDDLETOWN SUPERVISOR (DEMOCRATIC)		
Number of Precincts	1	
Precincts Reporting	1	100.00%
Vote For 2		
Total Votes	7	
DAVID J DUDOCK	6	85.71%
WRITE-IN (W)	0	0%
JOE CONBOY (W)	1	14.29%
Write-in	0	0%

LITTLE MDWS CONSTABLE (DEMOCRATIC)		
Number of Precincts	1	
Precincts Reporting	1	100.00%
Vote For 1		
Total Votes	0	
WRITE-IN (W)	0	0%
Write-in	0	0%

MIDDLETOWN AUDITOR (DEMOCRATIC)		
Number of Precincts	1	
Precincts Reporting	1	100.00%
Vote For 1		
Total Votes	2	
WRITE-IN (W)	0	0%
EILEEN DRAB (W)	1	50.00%
MARY LONG (W)	1	50.00%
Write-in	0	0%

Election Summary Report
 SUSQUEHANNA COUNTY, PA
 MUNICIPAL PRIMARY ELECTION
 MAY 18, 2021
 RESULTS
 OFFICIAL RESULTS

Date: 5/26/2021
 Time: 3:07:32 PM PDT
 Page 32/110

Registered Voters 26,575 - Total Ballots 7,703 : 28.99%

41 of 41 Precincts Reporting 100.00%

MIDDLETOWN TAX COLLECTOR (DEMOCRATIC)		
Number of Precincts	1	
Precincts Reporting	1	100.00%
Vote For 1		
Total Votes	7	
WRITE-IN (W)	0	0%
MARY LONG (W)	4	57.14%
MARY K LONG (W)	2	28.57%
MARY KATHY LONG (W)	1	14.29%
Write-in	0	0%

MIDDLETOWN JUDGE OF ELECTION (DEMOCRATIC)		
Number of Precincts	1	
Precincts Reporting	1	100.00%
Vote For 1		
Total Votes	0	
WRITE-IN (W)	0	0%
Write-in	0	0%

MIDDLETOWN INSPECTOR OF ELECTION (DEMOCRATIC)		
Number of Precincts	1	
Precincts Reporting	1	100.00%
Vote For 1		
Total Votes	0	
WRITE-IN (W)	0	0%
Write-in	0	0%

MONTROSE MAYOR (DEMOCRATIC)		
Number of Precincts	2	
Precincts Reporting	2	100.00%
Vote For 1		
Total Votes	11	
WRITE-IN (W)	0	0%
THOMAS LA MONT (W)	1	9.09%
TOM LAMONT (W)	3	27.27%
THOMAS J LA MONT (W)	1	9.09%
ANDREW VACCARO (W)	1	9.09%
AMY MCKEEBY (W)	1	9.09%
CHERYL RINYU (W)	1	9.09%
DAVID DARROW (W)	1	9.09%
FLINN RIORDAN (W)	2	18.18%
Write-in	0	0%

MONTROSE-1W COUNCILMAN (DEMOCRATIC)		
Number of Precincts	1	
Precincts Reporting	1	100.00%
Vote For 3		
Total Votes	56	
SEAN T GRANAHAN	48	85.71%
WRITE-IN (W)	1	1.79%
RANDALL SHUSTER (W)	2	3.57%
TODD CHAMBERLAIN (W)	1	1.79%
FLINN RIORDAN (W)	1	1.79%
Write-in	3	5.36%

MONTROSE-2W COUNCILMAN 4 YEAR (DEMOCRATIC)		
Number of Precincts	1	
Precincts Reporting	1	100.00%
Vote For 1		
Total Votes	3	
WRITE-IN (W)	0	0%
CRAIG REIMEL (W)	1	33.33%
ANDREW VACCARO (W)	1	33.33%
TOM FOLLERT (W)	1	33.33%
Write-in	0	0%

Election Summary Report
 SUSQUEHANNA COUNTY, PA
 MUNICIPAL PRIMARY ELECTION
 MAY 18, 2021
 RESULTS
 OFFICIAL RESULTS

Date: 5/26/2021
 Time: 3:07:32 PM PDT
 Page 34/110

Registered Voters 26,575 - Total Ballots 7,703 : 28.99%

41 of 41 Precincts Reporting 100.00%

**MONTROSE-2W INSPECTOR OF ELECTION
 (DEMOCRATIC)**

Number of Precincts	1	
Precincts Reporting	1	100.00%
Vote For 1		
Total Votes	3	

WRITE-IN (W)	0	0%
CYNTHIA GOODMAN (W)	1	33.33%
GEORGE STARZEK (W)	0	0%
CINDY GOODMAN (W)	1	33.33%
MOLLY RIORDON (W)	1	33.33%
Write-in	0	0%

**NEW MILFORD BORO MAYOR
 (DEMOCRATIC)**

Number of Precincts	1	
Precincts Reporting	1	100.00%
Vote For 1		
Total Votes	41	

SCOTT SMITH	41	100.00%
WRITE-IN (W)	0	0%
Write-in	0	0%

**NEW MILFORD BORO COUNCILMAN
 (DEMOCRATIC)**

Number of Precincts	1	
Precincts Reporting	1	100.00%
Vote For 4		
Total Votes	13	

WRITE-IN (W)	0	0%
TERI GULICK (W)	1	7.69%
DONNA COSMELLO (W)	1	7.69%
DONALD BUTTON (W)	1	7.69%
KEVIN WELCH (W)	1	7.69%
DON TRYON (W)	2	15.38%
LISA RYAN (W)	1	7.69%
CHRISTOPHER PHILLIPS (W)	1	7.69%
JOAN GROVER (W)	1	7.69%
BOB (W)	1	7.69%
DAN WAGES (W)	1	7.69%
ZACHARY CONRAD (W)	1	7.69%
RICK AINEY (W)	1	7.69%
Write-in	0	0%

**NEW MILFORD BORO TAX COLLECTOR
 (DEMOCRATIC)**

Number of Precincts	1	
Precincts Reporting	1	100.00%
Vote For 1		
Total Votes	3	

WRITE-IN (W)	1	33.33%
JASON MILLER (W)	1	33.33%
KAREN GUDYKUNST (W)	1	33.33%
Write-in	0	0%

Registered Voters 26,575 - Total Ballots 7,703 : 28.99%

41 of 41 Precincts Reporting 100.00%

MONTROSE-2W COUNCILMAN 2 YEAR (DEMOCRATIC)	
Number of Precincts	1
Precincts Reporting	1 100.00%
Vote For 1	4
Total Votes	4
WRITE-IN (W)	1 25.00%
R (W)	0 0%
ANDREW VACCARO (W)	1 25.00%
GEORGE P STARZEC (W)	1 25.00%
AMY MCKEEBY (W)	1 25.00%
Write-in	0 0%

MONTROSE TAX COLLECTOR (DEMOCRATIC)	
Number of Precincts	2
Precincts Reporting	2 100.00%
Vote For 1	48
Total Votes	48
WRITE-IN (W)	0 0%
GEORGE STARZEC (W)	10 20.83%
BETSY O MALLEY (W)	9 18.75%
GEORGE P STARZEC (W)	13 27.08%
BETSY O MALL (W)	1 2.08%
OBETSY O MALLEY (W)	1 2.08%
GEORGE STARZEC (W)	4 8.33%
BETSEY O MALLEY (W)	1 2.08%
GEORGE P STARZEC (W)	1 2.08%
AMY MCKEEBY (W)	1 2.08%
GEORGE STARZAK (W)	1 2.08%
GEORGE STARZEC (W)	1 2.08%
FLINN RIORDAN (W)	1 2.08%
GEORGE STARZEC (W)	1 2.08%
STARZEC (W)	1 2.08%
Write-in	1 2.08%

MONTROSE-1W JUDGE OF ELECTION (DEMOCRATIC)	
Number of Precincts	1
Precincts Reporting	1 100.00%
Vote For 1	49
Total Votes	49
MOLLY RIORDAN	49 100.00%
WRITE-IN (W)	0 0%
Write-in	0 0%

MONTROSE-1W INSPECTOR OF ELECTION (DEMOCRATIC)	
Number of Precincts	1
Precincts Reporting	1 100.00%
Vote For 1	1
Total Votes	1
WRITE-IN (W)	0 0%
KAREN BARRIE (W)	1 100.00%
Write-in	0 0%

MONTROSE-2W JUDGE OF ELECTION (DEMOCRATIC)	
Number of Precincts	1
Precincts Reporting	1 100.00%
Vote For 1	3
Total Votes	3
WRITE-IN (W)	0 0%
KAREN R HINES- STANKIEWICZ	1 33.33%
GEORGE STARZEK (W)	1 33.33%
MOLLY RIORDON (W)	1 33.33%
Write-in	0 0%

Election Summary Report
 SUSQUEHANNA COUNTY, PA
 MUNICIPAL PRIMARY ELECTION
 MAY 18, 2021
 RESULTS
 OFFICIAL RESULTS

Date: 5/26/2021
 Time: 3:07:32 PM PDT
 Page 35/110

Registered Voters 26,575 - Total Ballots 7,703 : 28.99%

41 of 41 Precincts Reporting 100.00%

NEW MILFORD BORO CONSTABLE (DEMOCRATIC)		
Number of Precincts	1	
Precincts Reporting	1	100.00%
Vote For 1		
Total Votes	5	
WRITE-IN (W)	0	0%
JEFF SHOEMAKER (W)	1	20.00%
DONALD TRYON (W)	2	40.00%
DON BUTTON (W)	0	0%
JOE WALDOWSKI (W)	1	20.00%
DON TRYON (W)	1	20.00%
Write-in	0	0%

NEW MILFORD TWP SUPERVISOR (DEMOCRATIC)		
Number of Precincts	1	
Precincts Reporting	1	100.00%
Vote For 1		
Total Votes	60	
DON SHIBLEY	58	96.67%
WRITE-IN (W)	0	0%
JASON LEGG (W)	1	1.67%
SCOTT UPDYKE (W)	1	1.67%
Write-in	0	0%

NEW MILFORD BORO JUDGE OF ELECTION (DEMOCRATIC)		
Number of Precincts	1	
Precincts Reporting	1	100.00%
Vote For 1		
Total Votes	3	
WRITE-IN (W)	1	33.33%
JEANETTE WORDEN (W)	1	33.33%
DONALD TRYON (W)	1	33.33%
SALLY CARR (W)	0	0%
Write-in	0	0%

NEW MILFORD TWP AUDITOR 6 YEAR (DEMOCRATIC)		
Number of Precincts	1	
Precincts Reporting	1	100.00%
Vote For 1		
Total Votes	3	
WRITE-IN (W)	0	0%
RICK AINEY (W)	2	66.67%
BILL DIETZEL (W)	1	33.33%
Write-in	0	0%

NEW MILFORD BORO INSPECTOR OF ELECTION (DEMOCRATIC)		
Number of Precincts	1	
Precincts Reporting	1	100.00%
Vote For 1		
Total Votes	6	
WRITE-IN (W)	1	16.67%
SALLY CARR (W)	2	33.33%
ROBIN HUSTON (W)	1	16.67%
JULIE TRYON (W)	2	33.33%
Write-in	0	0%

NEW MILFORD TWP AUDITOR 2 YEAR (DEMOCRATIC)		
Number of Precincts	1	
Precincts Reporting	1	100.00%
Vote For 1		
Total Votes	2	
WRITE-IN (W)	0	0%
PATRICIA CLAPPER (W)	2	100.00%
Write-in	0	0%

Election Summary Report
 SUSQUEHANNA COUNTY, PA
 MUNICIPAL PRIMARY ELECTION
 MAY 18, 2021
 RESULTS
 OFFICIAL RESULTS

Date: 5/26/2021
 Time: 3:07:32 PM PDT
 Page 36/110

Registered Voters 26,575 - Total Ballots 7,703 : 28.99%

41 of 41 Precincts Reporting 100.00%

NEW MILFORD TWP TAX COLLECTOR (DEMOCRATIC)		
Number of Precincts	1	
Precincts Reporting	1	100.00%
Vote For 1		
Total Votes	3	
WRITE-IN (W)	0	0%
AMY HINE (W)	2	66.67%
AMY C HINE (W)	1	33.33%
Write-in	0	0%

OAKLAND BORO MAYOR (DEMOCRATIC)		
Number of Precincts	1	
Precincts Reporting	1	100.00%
Vote For 1		
Total Votes	4	
WRITE-IN (W)	0	0%
RANDY GLOVER (W)	3	75.00%
WENDY MCDONALD DUDLEY (W)	1	25.00%
Write-in	0	0%

NEW MILFORD TWP JUDGE OF ELECTION (DEMOCRATIC)		
Number of Precincts	1	
Precincts Reporting	1	100.00%
Vote For 1		
Total Votes	5	
WRITE-IN (W)	0	0%
JUDY DENNIS (W)	2	40.00%
JUDITH DENNIS (W)	0	0%
CAROL SMITH (W)	1	20.00%
CINDY ALLEN (W)	0	0%
CYNDI ALLEN (W)	1	20.00%
CYNTHIA ALLEN (W)	1	20.00%
Write-in	0	0%

OAKLAND BORO COUNCILMAN (DEMOCRATIC)		
Number of Precincts	1	
Precincts Reporting	1	100.00%
Vote For 4		
Total Votes	8	
WRITE-IN (W)	0	0%
JACK AGLER (W)	2	25.00%
KARYN GRAUSGRUBER (W)	1	12.50%
PAT GALL (W)	1	12.50%
RON BEVAN (W)	1	12.50%
RON BEAVAN (W)	1	12.50%
WENDY MCDONALD DUDLEY (W)	1	12.50%
DEB WHITE (W)	0	0%
DEBRA WHITE (W)	1	12.50%
Write-in	0	0%

NEW MILFORD TWP INSPECTOR OF ELECTION (DEMOCRATIC)		
Number of Precincts	1	
Precincts Reporting	1	100.00%
Vote For 1		
Total Votes	66	
CAROL SMITH	65	98.48%
WRITE-IN (W)	0	0%
KIRSTEN GRIFFIN (W)	1	1.52%
Write-in	0	0%

OAKLAND BORO TAX COLLECTOR (DEMOCRATIC)		
Number of Precincts	1	
Precincts Reporting	1	100.00%
Vote For 1		
Total Votes	4	
WRITE-IN (W)	0	0%
SUE ARTHUR (W)	1	25.00%
SUSAN ARTHUR (W)	2	50.00%
TINA ROE (W)	1	25.00%
Write-in	0	0%

Election Summary Report
 SUSQUEHANNA COUNTY, PA
 MUNICIPAL PRIMARY ELECTION
 MAY 18, 2021
 RESULTS
 OFFICIAL RESULTS

Date: 5/26/2021
 Time: 3:07:32 PM PDT
 Page 37/110

Registered Voters 26,575 - Total Ballots 7,703 : 28.99%

41 of 41 Precincts Reporting 100.00%

OAKLAND BORO CONSTABLE (DEMOCRATIC)		
Number of Precincts	1	
Precincts Reporting	1	100.00%
Vote For 1		
Total Votes	1	
WRITE-IN (W)	0	0%
JOHN KRAMER (W)	1	100.00%
Write-in	0	0%

OAKLAND TWP SUPERVISOR (DEMOCRATIC)		
Number of Precincts	1	
Precincts Reporting	1	100.00%
Vote For 1		
Total Votes	6	
WRITE-IN (W)	0	0%
TAYLOR CUNDEY (W)	1	16.67%
MIKE FABRIZI (W)	1	16.67%
TY CUNDEY (W)	1	16.67%
ERIC HERSCHEL (W)	1	16.67%
BRENDAN CARPENTER (W)	1	16.67%
Write-in	1	16.67%

OAKLAND BORO JUDGE OF ELECTION (DEMOCRATIC)		
Number of Precincts	1	
Precincts Reporting	1	100.00%
Vote For 1		
Total Votes	2	
WRITE-IN (W)	0	0%
CAROL TREVARTHAN (W)	2	100.00%
Write-in	0	0%

OAKLAND TWP AUDITOR 6 YEAR (DEMOCRATIC)		
Number of Precincts	1	
Precincts Reporting	1	100.00%
Vote For 1		
Total Votes	4	
WRITE-IN (W)	0	0%
RICHARD GRAUSGRUBER (W)	0	0%
TAYLOR CUNDEY (W)	1	25.00%
ERIC HERSCHEL (W)	1	25.00%
BRENDAN CARPENTER (W)	1	25.00%
Write-in	1	25.00%

OAKLAND BORO INSPECTOR OF ELECTION (DEMOCRATIC)		
Number of Precincts	1	
Precincts Reporting	1	100.00%
Vote For 1		
Total Votes	2	
WRITE-IN (W)	0	0%
KARYN GRAUSGRUBER (W)	1	50.00%
DOUGLAS ARTHUR (W)	1	50.00%
Write-in	0	0%

OAKLAND TWP AUDITOR 2 YEAR (DEMOCRATIC)		
Number of Precincts	1	
Precincts Reporting	1	100.00%
Vote For 1		
Total Votes	4	
WRITE-IN (W)	0	0%
RICHARD GRAUSGRUBER (W)	0	0%
TAYLOR CUNDEY (W)	1	25.00%
ERIC HERSCHEL (W)	1	25.00%
BRENDAN CARPENTER (W)	1	25.00%
Write-in	1	25.00%

Election Summary Report
 SUSQUEHANNA COUNTY, PA
 MUNICIPAL PRIMARY ELECTION
 MAY 18, 2021
 RESULTS
 OFFICIAL RESULTS

Date: 5/26/2021
 Time: 3:07:32 PM PDT
 Page 38/110

Registered Voters 26,575 - Total Ballots 7,703 : 28.99%

41 of 41 Precincts Reporting 100.00%

**OAKLAND TWP TAX COLLECTOR
 (DEMOCRATIC)**

Number of Precincts	1	
Precincts Reporting	1	100.00%
Vote For 1		
Total Votes	4	

WRITE-IN (W)	0	0%
TAYLOR CUNDEY (W)	1	25.00%
TY CUNDEY (W)	1	25.00%
ERIC HERSCHEL (W)	0	0%
BRENDAN CARPENTER (W)	1	25.00%
Write-in	1	25.00%

**OAKLAND TWP INSPECTOR OF ELECTION
 (DEMOCRATIC)**

Number of Precincts	1	
Precincts Reporting	1	100.00%
Vote For 1		
Total Votes	4	

WRITE-IN (W)	0	0%
RICHARD GRAUSGRUBER (W)	0	0%
TAYLOR CUNDEY (W)	1	25.00%
ERIC HERSCHEL (W)	1	25.00%
BRENDAN CARPENTER (W)	1	25.00%
Write-in	1	25.00%

**OAKLAND TWP CONSTABLE
 (DEMOCRATIC)**

Number of Precincts	1	
Precincts Reporting	1	100.00%
Vote For 1		
Total Votes	3	

WRITE-IN (W)	0	0%
RICHARD GRAUSGRUBER (W)	0	0%
TAYLOR CUNDEY (W)	1	33.33%
ERIC HERSCHEL (W)	0	0%
BRENDAN CARPENTER (W)	1	33.33%
Write-in	1	33.33%

**RUSH SUPERVISOR
 (DEMOCRATIC)**

Number of Precincts	1	
Precincts Reporting	1	100.00%
Vote For 1		
Total Votes	10	

WRITE-IN (W)	0	0%
ELLYN DELUCA (W)	1	10.00%
ELLYN CAMPBELL (W)	1	10.00%
KEVIN STOCKHOLM (W)	6	60.00%
DANIEL MAYER (W)	1	10.00%
DANIEL ALLEN (W)	1	10.00%
Write-in	0	0%

**OAKLAND TWP JUDGE OF ELECTION
 (DEMOCRATIC)**

Number of Precincts	1	
Precincts Reporting	1	100.00%
Vote For 1		
Total Votes	4	

WRITE-IN (W)	0	0%
BONNIE ROE (W)	0	0%
TAYLOR CUNDEY (W)	1	25.00%
ERIC HERSCHEL (W)	1	25.00%
BRENDAN CARPENTER (W)	1	25.00%
Write-in	1	25.00%

**RUSH AUDITOR 6 YEAR
 (DEMOCRATIC)**

Number of Precincts	1	
Precincts Reporting	1	100.00%
Vote For 1		
Total Votes	4	

WRITE-IN (W)	0	0%
ROBERT DELUCA (W)	2	50.00%
RICK AINEY (W)	1	25.00%
DANIEL MAYER (W)	1	25.00%
LISA BRYANT (W)	0	0%
Write-in	0	0%

Election Summary Report
 SUSQUEHANNA COUNTY, PA
 MUNICIPAL PRIMARY ELECTION
 MAY 18, 2021
 RESULTS
 OFFICIAL RESULTS

Date: 5/26/2021
 Time: 3:07:32 PM PDT
 Page 39/110

Registered Voters 26,575 - Total Ballots 7,703 : 28.99%

41 of 41 Precincts Reporting 100.00%

RUSH AUDITOR 4 YEAR (DEMOCRATIC)		
Number of Precincts	1	
Precincts Reporting	1	100.00%
Vote For 1		
Total Votes	4	
WRITE-IN (W)	0	0%
LINDA K SCHALL (W)	1	25.00%
RICK AINEY (W)	1	25.00%
BOB DELUCA (W)	1	25.00%
DANIEL MAYER (W)	1	25.00%
LISA BRYANT (W)	0	0%
Write-in	0	0%

RUSH INSPECTOR OF ELECTION (DEMOCRATIC)		
Number of Precincts	1	
Precincts Reporting	1	100.00%
Vote For 1		
Total Votes	4	
WRITE-IN (W)	0	0%
MACY RUDOCK (W)	2	50.00%
DANIEL MAYER (W)	1	25.00%
JUDITH BETCHEL (W)	1	25.00%
JUDITH BECHTEL (W)	0	0%
LISA BRYANT (W)	0	0%
Write-in	0	0%

RUSH TAX COLLECTOR (DEMOCRATIC)		
Number of Precincts	1	
Precincts Reporting	1	100.00%
Vote For 1		
Total Votes	14	
WRITE-IN (W)	0	0%
DENISE CAMPBELL (W)	11	78.57%
LINDA K SCHALL (W)	1	7.14%
DANIEL MAYER (W)	1	7.14%
DENISE E CAMPBELL (W)	1	7.14%
Write-in	0	0%

SILVER LAKE SUPERVISOR (DEMOCRATIC)		
Number of Precincts	1	
Precincts Reporting	1	100.00%
Vote For 1		
Total Votes	6	
WRITE-IN (W)	0	0%
TERRANCE DUGAN (W)	1	16.67%
FRANCIS W FRUEHAN (W)	1	16.67%
ARNIE BENNETT (W)	1	16.67%
FRACIS FRUEHAN (W)	1	16.67%
FRANCIS FRUEHAN (W)	2	33.33%
Write-in	0	0%

RUSH JUDGE OF ELECTION (DEMOCRATIC)		
Number of Precincts	1	
Precincts Reporting	1	100.00%
Vote For 1		
Total Votes	6	
WRITE-IN (W)	1	16.67%
VICKY L ST CLAIR (W)	2	33.33%
DANIEL MAYER (W)	1	16.67%
VICKY ST CLAIR (W)	0	0%
VICKI ST CLAIR (W)	1	16.67%
VICKIE L ST CLAIR (W)	1	16.67%
VICKIE ST CLAIR (W)	0	0%
Write-in	0	0%

SILVER LAKE AUDITOR (DEMOCRATIC)		
Number of Precincts	1	
Precincts Reporting	1	100.00%
Vote For 1		
Total Votes	1	
WRITE-IN (W)	0	0%
JOHN TUCKER (W)	1	100.00%
Write-in	0	0%

Election Summary Report
 SUSQUEHANNA COUNTY, PA
 MUNICIPAL PRIMARY ELECTION
 MAY 18, 2021
 RESULTS
 OFFICIAL RESULTS

Date: 5/26/2021
 Time: 3:07:32 PM PDT
 Page 40/110

Registered Voters 26,575 - Total Ballots 7,703 : 28.99%

41 of 41 Precincts Reporting 100.00%

SILVER LAKE TAX COLLECTOR (DEMOCRATIC)		
Number of Precincts	1	
Precincts Reporting	1	100.00%
Vote For 1		
Total Votes	7	
WRITE-IN (W)	0	0%
JOHN J NAGY (W)	3	42.86%
JOHN NAGY (W)	4	57.14%
Write-in	0	0%

SPRINGVILLE SUPERVISOR (DEMOCRATIC)		
Number of Precincts	1	
Precincts Reporting	1	100.00%
Vote For 1		
Total Votes	13	
WRITE-IN (W)	0	0%
CHARLES D CLARK (W)	10	76.92%
CHARLES CLARK (W)	1	7.69%
FRACIS FRUEHAN (W)	0	0%
DUANE WOOD (W)	2	15.38%
Write-in	0	0%

SILVER LAKE JUDGE OF ELECTION (DEMOCRATIC)		
Number of Precincts	1	
Precincts Reporting	1	100.00%
Vote For 1		
Total Votes	85	
SUSAN L ENGLISH	84	98.82%
WRITE-IN (W)	0	0%
MOLLY RIORDAN (W)	1	1.18%
Write-in	0	0%

SPRINGVILLE AUDITOR (DEMOCRATIC)		
Number of Precincts	1	
Precincts Reporting	1	100.00%
Vote For 1		
Total Votes	7	
WRITE-IN (W)	0	0%
CONSTANCE SWACKHAMMER (W)	3	42.86%
CONSTANCE M SWACKHAMMER (W)	3	42.86%
CONSTANCE MARIE SWACKHAMER (W)	1	14.29%
Write-in	0	0%

SILVER LAKE INSPECTOR OF ELECTION (DEMOCRATIC)		
Number of Precincts	1	
Precincts Reporting	1	100.00%
Vote For 1		
Total Votes	84	
ROXIE H OBERG	84	100.00%
WRITE-IN (W)	0	0%
Write-in	0	0%

SPRINGVILLE TAX COLLECTOR (DEMOCRATIC)		
Number of Precincts	1	
Precincts Reporting	1	100.00%
Vote For 1		
Total Votes	78	
BARBARA T FUHREY	78	100.00%
WRITE-IN (W)	0	0%
Write-in	0	0%

Election Summary Report
 SUSQUEHANNA COUNTY, PA
 MUNICIPAL PRIMARY ELECTION
 MAY 18, 2021
 RESULTS
 OFFICIAL RESULTS

Date: 5/26/2021
 Time: 3:07:32 PM PDT
 Page 41/110

Registered Voters 26,575 - Total Ballots 7,703 : 28.99%

41 of 41 Precincts Reporting 100.00%

SPRINGVILLE CONSTABLE (DEMOCRATIC)		
Number of Precincts	1	
Precincts Reporting	1	100.00%
Vote For 1		
Total Votes	5	
WRITE-IN (W)	0	0%
DANIEL SMALES (W)	2	40.00%
DANIEL C SMALES (W)	2	40.00%
DONLD SMALES (W)	1	20.00%
Write-in	0	0%

SUSQUEHANNA BORO MAYOR (DEMOCRATIC)		
Number of Precincts	1	
Precincts Reporting	1	100.00%
Vote For 1		
Total Votes	75	
NANCY A HURLEY	71	94.67%
WRITE-IN (W)	1	1.33%
STEPHEN RICHTER (W)	1	1.33%
BARBARA LARSEN (W)	1	1.33%
DENNIES GOW (W)	0	0%
Write-in	1	1.33%

SPRINGVILLE JUDGE OF ELECTION (DEMOCRATIC)		
Number of Precincts	1	
Precincts Reporting	1	100.00%
Vote For 1		
Total Votes	3	
WRITE-IN (W)	0	0%
MICHELLE BLAIR BRACE (W)	2	66.67%
CAROL LYMAN (W)	1	33.33%
Write-in	0	0%

SUSQUEHANNA BORO COUNCILMAN (DEMOCRATIC)		
Number of Precincts	1	
Precincts Reporting	1	100.00%
Vote For 3		
Total Votes	41	
WRITE-IN (W)	1	2.44%
CHAD HALEY (W)	1	2.44%
BARB LARSEN (W)	1	2.44%
SUSAN CRAWFORD (W)	5	12.20%
CHRISSE VINSKO (W)	7	17.07%
ROSE HENDRICKSON (W)	7	17.07%
ROY WILLIAMS (W)	1	2.44%
SUE CRAWFORD (W)	3	7.32%
ALLEN WOLF (W)	1	2.44%
CHRISTINE VINSKO (W)	1	2.44%
JOSEPH SCHELL (W)	1	2.44%
KEN FISHER JR (W)	1	2.44%
ROBERT KELLY (W)	1	2.44%
DENNIES GOW (W)	1	2.44%
Write-in	9	21.95%

SPRINGVILLE INSPECTOR OF ELECTION (DEMOCRATIC)		
Number of Precincts	1	
Precincts Reporting	1	100.00%
Vote For 1		
Total Votes	2	
WRITE-IN (W)	0	0%
MARCIE ANN BLAIR (W)	1	50.00%
MARCIE ANN BRACE (W)	1	50.00%
Write-in	0	0%

Election Summary Report
 SUSQUEHANNA COUNTY, PA
 MUNICIPAL PRIMARY ELECTION
 MAY 18, 2021
 RESULTS
 OFFICIAL RESULTS

Date: 5/26/2021
 Time: 3:07:32 PM PDT
 Page 42/110

Registered Voters 26,575 - Total Ballots 7,703 : 28.99%

41 of 41 Precincts Reporting 100.00%

SUSQUEHANNA BORO TAX COLLECTOR (DEMOCRATIC)		
Number of Precincts	1	
Precincts Reporting	1	100.00%
Vote For 1		
Total Votes	79	
LINDA K SCHELL	79	100.00%
WRITE-IN (W)	0	0%
Write-in	0	0%

SUSQUEHANNA BORO INSPECTOR OF ELECTION (DEMOCRATIC)		
Number of Precincts	1	
Precincts Reporting	1	100.00%
Vote For 1		
Total Votes	11	
WRITE-IN (W)	4	36.36%
MARLA TINKLEPAUGH (W)	4	36.36%
AUDREY WATERMAN (W)	1	9.09%
MARLA TINKLP AUGH (W)	1	9.09%
Write-in	1	9.09%

SUSQUEHANNA BORO CONSTABLE (DEMOCRATIC)		
Number of Precincts	1	
Precincts Reporting	1	100.00%
Vote For 1		
Total Votes	8	
WRITE-IN (W)	4	50.00%
JEANINE COLLINS (W)	1	12.50%
JOE BUCCI (W)	1	12.50%
C JASON LAREN (W)	1	12.50%
Write-in	1	12.50%

THOMPSON BORO MAYOR (DEMOCRATIC)		
Number of Precincts	1	
Precincts Reporting	1	100.00%
Vote For 1		
Total Votes	9	
WRITE-IN (W)	0	0%
JEFF SHELDON (W)	4	44.44%
JAMES DAN DELANEY (W)	1	11.11%
JAMES DELANEY (W)	2	22.22%
JEFFRY SHELDON (W)	1	11.11%
JIM DELANEY (W)	1	11.11%
Write-in	0	0%

SUSQUEHANNA BORO JUDGE OF ELECTION (DEMOCRATIC)		
Number of Precincts	1	
Precincts Reporting	1	100.00%
Vote For 1		
Total Votes	7	
WRITE-IN (W)	2	28.57%
MARLA TINKLEPAUGH (W)	4	57.14%
COLLEEN WOODRUFF (W)	0	0%
Write-in	1	14.29%

Election Summary Report
 SUSQUEHANNA COUNTY, PA
 MUNICIPAL PRIMARY ELECTION
 MAY 18, 2021
 RESULTS
 OFFICIAL RESULTS

Date: 5/26/2021
 Time: 3:07:32 PM PDT
 Page 43/110

Registered Voters 26,575 - Total Ballots 7,703 : 28.99%

41 of 41 Precincts Reporting 100.00%

**THOMPSON BORO COUNCILMAN 4 YEAR
 (DEMOCRATIC)**

Number of Precincts	1	
Precincts Reporting	1	100.00%
Vote For 3		
Total Votes	10	

WRITE-IN (W)	0	0%
PAUL H SHELLY (W)	1	10.00%
JAMES DAN DELANEY (W)	0	0%
TIMOTHY JAMES DELANEY (W)	3	30.00%
RICHARD WAGNER (W)	1	10.00%
TIMOTHY J DELANEY (W)	1	10.00%
BENERAD KONLINDA (W)	1	10.00%
TOM LAKE (W)	1	10.00%
JONI ANN KAISER (W)	1	10.00%
TIM DELANEY (W)	1	10.00%
Write-in	0	0%

**THOMPSON BORO COUNCILMAN 2 YEAR
 (DEMOCRATIC)**

Number of Precincts	1	
Precincts Reporting	1	100.00%
Vote For 1		
Total Votes	1	

WRITE-IN (W)	0	0%
JAMES DAN DELANEY (W)	0	0%
TIMOTHY JAMES DELANEY (W)	1	100.00%
Write-in	0	0%

**THOMPSON BORO AUDITOR
 (DEMOCRATIC)**

Number of Precincts	1	
Precincts Reporting	1	100.00%
Vote For 1		
Total Votes	0	

WRITE-IN (W)	0	0%
Write-in	0	0%

**THOMPSON BORO TAX COLLECTOR
 (DEMOCRATIC)**

Number of Precincts	1	
Precincts Reporting	1	100.00%
Vote For 1		
Total Votes	3	

WRITE-IN (W)	0	0%
RONDRA BALDWIN (W)	1	33.33%
RHONDRA BALDWIN (W)	1	33.33%
JEANETTE SAULO (W)	1	33.33%
Write-in	0	0%

**THOMPSON BORO CONSTABLE
 (DEMOCRATIC)**

Number of Precincts	1	
Precincts Reporting	1	100.00%
Vote For 1		
Total Votes	8	

WRITE-IN (W)	0	0%
MICHAEL A CHESNICK (W)	4	50.00%
MIKE A CHESNICK (W)	0	0%
TIMOTHY J DELANEY (W)	1	12.50%
MICHAEL CHESNICK (W)	1	12.50%
MIKE CHESNICK (W)	1	12.50%
MICHEL CHESNICK (W)	1	12.50%
Write-in	0	0%

**THOMPSON BORO JUDGE OF ELECTION
 (DEMOCRATIC)**

Number of Precincts	1	
Precincts Reporting	1	100.00%
Vote For 1		
Total Votes	9	

WRITE-IN (W)	0	0%
LORIE E FALLON (W)	2	22.22%
LORI A FALLON (W)	3	33.33%
MAREL DELANEY (W)	1	11.11%
DIANE SABATELLI (W)	2	22.22%
LAURIE FALON (W)	1	11.11%
Write-in	0	0%

Election Summary Report
 SUSQUEHANNA COUNTY, PA
 MUNICIPAL PRIMARY ELECTION
 MAY 18, 2021
 RESULTS
 OFFICIAL RESULTS

Date: 5/26/2021
 Time: 3:07:32 PM PDT
 Page 44/110

Registered Voters 26,575 - Total Ballots 7,703 : 28.99%

41 of 41 Precincts Reporting 100.00%

THOMPSON BORO INSPECTOR OF ELECTION (DEMOCRATIC)		
Number of Precincts	1	
Precincts Reporting	1	100.00%
Vote For 1		
Total Votes	8	
WRITE-IN (W)	0	0%
MARK A FALLON (W)	5	62.50%
MARK FALLON (W)	3	37.50%
Write-in	0	0%

THOMPSON TWP AUDITOR 6 YEAR (DEMOCRATIC)		
Number of Precincts	1	
Precincts Reporting	1	100.00%
Vote For 1		
Total Votes	3	
WRITE-IN (W)	0	0%
TONY RECKLITIS (W)	2	66.67%
MARGE WHITNEY (W)	1	33.33%
Write-in	0	0%

THOMPSON TWP SUPERVISOR 6 YEAR (DEMOCRATIC)		
Number of Precincts	1	
Precincts Reporting	1	100.00%
Vote For 1		
Total Votes	4	
WRITE-IN (W)	0	0%
RICK WADEMAN (W)	1	25.00%
RICHARD B WADEMAN (W)	1	25.00%
ALAN KOMAR (W)	2	50.00%
Write-in	0	0%

THOMPSON TWP AUDITOR 4 YEAR (DEMOCRATIC)		
Number of Precincts	1	
Precincts Reporting	1	100.00%
Vote For 1		
Total Votes	3	
WRITE-IN (W)	0	0%
TONY RECKLITIS (W)	2	66.67%
MARGE WHITNEY (W)	1	33.33%
Write-in	0	0%

THOMPSON TWP SUPERVISOR 4 YEAR (DEMOCRATIC)		
Number of Precincts	1	
Precincts Reporting	1	100.00%
Vote For 1		
Total Votes	3	
WRITE-IN (W)	0	0%
RICHARD B WADEMAN (W)	1	33.33%
ALAN KOMAR (W)	2	66.67%
Write-in	0	0%

THOMPSON TWP TAX COLLECTOR (DEMOCRATIC)		
Number of Precincts	1	
Precincts Reporting	1	100.00%
Vote For 1		
Total Votes	3	
WRITE-IN (W)	1	33.33%
RHONADRA BALDWIN (W)	1	33.33%
DOLORIS STONE (W)	1	33.33%
Write-in	0	0%

Election Summary Report
 SUSQUEHANNA COUNTY, PA
 MUNICIPAL PRIMARY ELECTION
 MAY 18, 2021
 RESULTS
 OFFICIAL RESULTS

Date: 5/26/2021
 Time: 3:07:32 PM PDT
 Page 45/110

Registered Voters 26,575 - Total Ballots 7,703 : 28.99%

41 of 41 Precincts Reporting 100.00%

THOMPSON TWP CONSTABLE (DEMOCRATIC)		
Number of Precincts	1	
Precincts Reporting	1	100.00%
Vote For 1		
Total Votes	1	
WRITE-IN (W)	0	0%
FOX (W)	1	100.00%
Write-in	0	0%

UNION DALE COUNCILMAN (DEMOCRATIC)		
Number of Precincts	1	
Precincts Reporting	1	100.00%
Vote For 2		
Total Votes	2	
WRITE-IN (W)	0	0%
THOMAS YALE (W)	1	50.00%
DONNA TEDESCO (W)	1	50.00%
NICKOLAS BURGESS (W)	0	0%
Write-in	0	0%

THOMPSON TWP JUDGE OF ELECTION (DEMOCRATIC)		
Number of Precincts	1	
Precincts Reporting	1	100.00%
Vote For 1		
Total Votes	1	
WRITE-IN (W)	1	100.00%
Write-in	0	0%

UNION DALE AUDITOR 6 YEAR (DEMOCRATIC)		
Number of Precincts	1	
Precincts Reporting	1	100.00%
Vote For 1		
Total Votes	0	
WRITE-IN (W)	0	0%
Write-in	0	0%

THOMPSON TWP INSPECTOR OF ELECTION (DEMOCRATIC)		
Number of Precincts	1	
Precincts Reporting	1	100.00%
Vote For 1		
Total Votes	1	
WRITE-IN (W)	1	100.00%
Write-in	0	0%

UNION DALE AUDITOR 2 YEAR (DEMOCRATIC)		
Number of Precincts	1	
Precincts Reporting	1	100.00%
Vote For 1		
Total Votes	0	
WRITE-IN (W)	0	0%
Write-in	0	0%

UNION DALE MAYOR (DEMOCRATIC)		
Number of Precincts	1	
Precincts Reporting	1	100.00%
Vote For 1		
Total Votes	2	
WRITE-IN (W)	0	0%
ANN MCRIE SAMM (W)	1	50.00%
MARGO BENJAMIN (W)	0	0%
JIM HELLER (W)	1	50.00%
Write-in	0	0%

UNION DALE TAX COLLECTOR (DEMOCRATIC)		
Number of Precincts	1	
Precincts Reporting	1	100.00%
Vote For 1		
Total Votes	2	
WRITE-IN (W)	0	0%
JOSEPH TEDESCO (W)	1	50.00%
JOE SVECZ (W)	1	50.00%
JEAN MALINOWSKI (W)	0	0%
Write-in	0	0%

Election Summary Report
 SUSQUEHANNA COUNTY, PA
 MUNICIPAL PRIMARY ELECTION
 MAY 18, 2021
 RESULTS
 OFFICIAL RESULTS

Date: 5/26/2021
 Time: 3:07:32 PM PDT
 Page 46/110

Registered Voters 26,575 - Total Ballots 7,703 : 28.99%

41 of 41 Precincts Reporting 100.00%

UNION DALE CONSTABLE (DEMOCRATIC)		
Number of Precincts	1	
Precincts Reporting	1	100.00%
Vote For 1		
Total Votes	0	
WRITE-IN (W)	0	0%
Write-in	0	0%

SCHOOL DIRECTOR BLUE RIDGE 2 (DEMOCRATIC)		
Number of Precincts	2	
Precincts Reporting	2	100.00%
Vote For 1		
Total Votes	83	
HEATHER LYNN BARBOUR	75	90.36%
WRITE-IN (W)	0	0%
JESSICA WRIGHT (W)	5	6.02%
VICTOR ARNOLD (W)	1	1.20%
CHRISTOPHER LEWIS (W)	1	1.20%
CHRIS LEWIS (W)	1	1.20%
Write-in	0	0%

UNION DALE JUDGE OF ELECTION (DEMOCRATIC)		
Number of Precincts	1	
Precincts Reporting	1	100.00%
Vote For 1		
Total Votes	1	
WRITE-IN (W)	0	0%
BILL CONRAD (W)	1	100.00%
Write-in	0	0%

SCHOOL DIRECTOR BLUE RIDGE 2A (DEMOCRATIC)		
Number of Precincts	1	
Precincts Reporting	1	100.00%
Vote For 1		
Total Votes	41	
CHRISTOPHER LEWIS	10	24.39%
JESSICA L WRIGHT	31	75.61%
WRITE-IN (W)	0	0%
Write-in	0	0%

UNION DALE INSPECTOR OF ELECTION (DEMOCRATIC)		
Number of Precincts	1	
Precincts Reporting	1	100.00%
Vote For 1		
Total Votes	8	
WRITE-IN (W)	0	0%
JEAN MALINOWSKI (W)	7	87.50%
JEAN MALINOWASKI (W)	1	12.50%
Write-in	0	0%

SCHOOL DIRECTOR BLUE RIDGE 3B (DEMOCRATIC)		
Number of Precincts	1	
Precincts Reporting	1	100.00%
Vote For 1		
Total Votes	81	
BILLY MARVIN	40	49.38%
JOSEPH ANDUSKO	40	49.38%
WRITE-IN (W)	0	0%
JESSICA WRIGHT (W)	1	1.23%
Write-in	0	0%

SCHOOL DIRECTOR BLUE RIDGE 1A (DEMOCRATIC)		
Number of Precincts	1	
Precincts Reporting	1	100.00%
Vote For 1		
Total Votes	42	
MINDI L CARR	27	64.29%
HEIDI L ADDIEGO	15	35.71%
WRITE-IN (W)	0	0%
Write-in	0	0%

Election Summary Report
 SUSQUEHANNA COUNTY, PA
 MUNICIPAL PRIMARY ELECTION
 MAY 18, 2021
 RESULTS
 OFFICIAL RESULTS

Date: 5/26/2021
 Time: 3:07:32 PM PDT
 Page 47/110

Registered Voters 26,575 - Total Ballots 7,703 : 28.99%

41 of 41 Precincts Reporting 100.00%

SCHOOL DIRECTOR ELK LAKE 2 (DEMOCRATIC)		
Number of Precincts	1	
Precincts Reporting	1	100.00%
Vote For 1		
Total Votes	59	
JACK H SIBLE	53	89.83%
WRITE-IN (W)	1	1.69%
JOHN KELLY MORAHAN (W)	1	1.69%
CHRIS LEWIS (W)	0	0%
JOHN GAZILLO (W)	1	1.69%
JOHN K MORAHAN (W)	1	1.69%
SCOTT MCALEER (W)	1	1.69%
ADAM IVES (W)	1	1.69%
Write-in	0	0%

SCHOOL DIRECTOR FOREST CITY 2 (DEMOCRATIC)		
Number of Precincts	1	
Precincts Reporting	1	100.00%
Vote For 1		
Total Votes	75	
LEEANNA ZEMBRZYCKI	66	88.00%
WRITE-IN (W)	0	0%
STEPHEN J URSICH (W)	4	5.33%
MARRISA MCANDREW (W)	2	2.67%
STEPHEN URSICH (W)	2	2.67%
JOSEPH SVEZ (W)	1	1.33%
Write-in	0	0%

SCHOOL DIRECTOR ELK LAKE 8 (DEMOCRATIC)		
Number of Precincts	1	
Precincts Reporting	1	100.00%
Vote For 1		
Total Votes	45	
DONICA R MCGEE	44	97.78%
WRITE-IN (W)	0	0%
DANIEL MAYER (W)	1	2.22%
LISA BRYANT (W)	0	0%
Write-in	0	0%

SCHOOL DIRECTOR FOREST CITY 3 (DEMOCRATIC)		
Number of Precincts	1	
Precincts Reporting	1	100.00%
Vote For 1		
Total Votes	4	
WRITE-IN (W)	0	0%
MARRISA (W)	1	25.00%
MARISSA MCANDREW (W)	2	50.00%
MELISSA MCANDREW (W)	1	25.00%
Write-in	0	0%

SCHOOL DIRECTOR ELK LAKE 9 (DEMOCRATIC)		
Number of Precincts	1	
Precincts Reporting	1	100.00%
Vote For 1		
Total Votes	73	
TYLER EMMERICH	73	100.00%
WRITE-IN (W)	0	0%
Write-in	0	0%

SCHOOL DIRECTOR FOREST CITY 9 (DEMOCRATIC)		
Number of Precincts	1	
Precincts Reporting	1	100.00%
Vote For 1		
Total Votes	25	
MELISSA R ERDMANN	24	96.00%
WRITE-IN (W)	0	0%
MARISSA MCANDREW (W)	1	4.00%
Write-in	0	0%

Election Summary Report
 SUSQUEHANNA COUNTY, PA
 MUNICIPAL PRIMARY ELECTION
 MAY 18, 2021
 RESULTS
 OFFICIAL RESULTS

Date: 5/26/2021
 Time: 3:07:32 PM PDT
 Page 48/110

Registered Voters 26,575 - Total Ballots 7,703 : 28.99%

41 of 41 Precincts Reporting 100.00%

SCHOOL DIRECTOR MONTROSE 1 4 YEAR (DEMOCRATIC)		
Number of Precincts	3	
Precincts Reporting	3	100.00%
Vote For 2		
Total Votes	188	
GLORIA SMITH	76	40.43%
JENNIFER A STRICKLAND	107	56.91%
WRITE-IN (W)	1	0.53%
MICHAEL RIORDAN (W)	1	0.53%
FLINN RIORDAN (W)	1	0.53%
TAYLOR WARNER (W)	1	0.53%
Write-in	1	0.53%

SCHOOL DIRECTOR MONTROSE 2 2 YEAR (DEMOCRATIC)		
Number of Precincts	3	
Precincts Reporting	3	100.00%
Vote For 1		
Total Votes	187	
DOUG WILCOX	185	98.93%
WRITE-IN (W)	0	0%
ROBERT SULLIVAN (W)	1	0.53%
JOHN CHERUNDOLO (W)	1	0.53%
Write-in	0	0%

SCHOOL DIRECTOR MONTROSE 1 2 YEAR (DEMOCRATIC)		
Number of Precincts	3	
Precincts Reporting	3	100.00%
Vote For 1		
Total Votes	119	
TAYLOR M WARNER	118	99.16%
WRITE-IN (W)	0	0%
GLORIA SMITH (W)	1	0.84%
Write-in	0	0%

SCHOOL DIRECTOR MONTROSE 3 (DEMOCRATIC)		
Number of Precincts	6	
Precincts Reporting	6	100.00%
Vote For 1		
Total Votes	14	
WRITE-IN (W)	2	14.29%
JOHN WOOD (W)	6	42.86%
JOHN FREDRICK WOOD (W)	3	21.43%
KIRK VANZANDBERGEN (W)	1	7.14%
CATHERINE WALSH (W)	1	7.14%
MARY HOMAN (W)	1	7.14%
Write-in	0	0%

SCHOOL DIRECTOR MONTROSE 2 4 YEAR (DEMOCRATIC)		
Number of Precincts	3	
Precincts Reporting	3	100.00%
Vote For 1		
Total Votes	14	
WRITE-IN (W)	0	0%
ARTHUR CHAMBERS (W)	1	7.14%
RICHARD M JORDAN (W)	3	21.43%
DOUG WILCOX (W)	4	28.57%
CODY AUER (W)	1	7.14%
TAYLOR SMITH (W)	1	7.14%
JOHN J DELANY (W)	1	7.14%
ROBERT SULLIVAN (W)	1	7.14%
JASON RICHMOND (W)	1	7.14%
SPENCER STROUD (W)	1	7.14%
Write-in	0	0%

Election Summary Report
 SUSQUEHANNA COUNTY, PA
 MUNICIPAL PRIMARY ELECTION
 MAY 18, 2021
 RESULTS
 OFFICIAL RESULTS

Date: 5/26/2021
 Time: 3:07:32 PM PDT
 Page 49/110

Registered Voters 26,575 - Total Ballots 7,703 : 28.99%

41 of 41 Precincts Reporting 100.00%

SCHOOL DIRECTOR MOUNTAIN VIEW 1B (DEMOCRATIC)		
Number of Precincts	1	
Precincts Reporting	1	100.00%
Vote For 1		
Total Votes	10	
WRITE-IN (W)	0	0%
DAVID H SCHULTE JR (W)	1	10.00%
MICHAEL BARHITE (W)	2	20.00%
ANTHONY PAWLUCK (W)	1	10.00%
MIKE BARHITE (W)	1	10.00%
MIKE TALOBISCO (W)	1	10.00%
BARRY SEARLE (W)	1	10.00%
DOCTOR LAKE (W)	1	10.00%
BRIDGET MORAN (W)	1	10.00%
DAVID SCHULTE (W)	1	10.00%
Write-in	0	0%

SCHOOL DIRECTOR MOUNTAIN VIEW 3B (DEMOCRATIC)		
Number of Precincts	1	
Precincts Reporting	1	100.00%
Vote For 1		
Total Votes	6	
WRITE-IN (W)	0	0%
DANNY VERY (W)	5	83.33%
DAN VERY (W)	1	16.67%
Write-in	0	0%

SCHOOL DIRECTOR MOUNTAIN VIEW 2C (DEMOCRATIC)		
Number of Precincts	2	
Precincts Reporting	2	100.00%
Vote For 1		
Total Votes	129	
MICHAEL TALABISKA	126	97.67%
WRITE-IN (W)	0	0%
TOM STODDARD (W)	1	0.78%
KIM HOEHLE (W)	1	0.78%
NICOLE MCHUGH (W)	1	0.78%
Write-in	0	0%

SCHOOL DIRECTOR SUSQUEHANNA 1 (DEMOCRATIC)		
Number of Precincts	3	
Precincts Reporting	3	100.00%
Vote For 1		
Total Votes	62	
AMANDA COOK	60	96.77%
WRITE-IN (W)	0	0%
TY CUNDEY (W)	1	1.61%
BRENDAN CARPENTER (W)	1	1.61%
Write-in	0	0%

SCHOOL DIRECTOR MOUNTAIN VIEW 3A (DEMOCRATIC)		
Number of Precincts	1	
Precincts Reporting	1	100.00%
Vote For 1		
Total Votes	47	
JASON RICHMOND	46	97.87%
WRITE-IN (W)	0	0%
JOE COWENS (W)	1	2.13%
Write-in	0	0%

SCHOOL DIRECTOR SUSQUEHANNA 2 (DEMOCRATIC)		
Number of Precincts	1	
Precincts Reporting	1	100.00%
Vote For 2		
Total Votes	77	
KRISTEN ANN LAWRENCE	70	90.91%
WRITE-IN (W)	0	0%
CHAD W HALEY (W)	1	1.30%
ERIKA MILLS (W)	1	1.30%
AMANDA COOK (W)	1	1.30%
CHAD HALEY (W)	1	1.30%
MARLA TINKLEPAUGH (W)	1	1.30%
CHRISSEY VINSKO (W)	1	1.30%
Write-in	1	1.30%

Registered Voters 26,575 - Total Ballots 7,703 : 28.99%

41 of 41 Precincts Reporting 100.00%

SCHOOL DIRECTOR SUSQUEHANNA 3 (DEMOCRATIC)		
Number of Precincts	4	
Precincts Reporting	4	100.00%
Vote For 1		
Total Votes	17	
WRITE-IN (W)	0	0%
JORDON C DOWNTON (W)	0	0%
JEANNETTE SAULO (W)	6	35.29%
JORDYN DOWNTON (W)	1	5.88%
JEFF SHELDON (W)	1	5.88%
JORDON DOWNTOWN (W)	1	5.88%
BROSON STONE (W)	1	5.88%
MICHAEL MATIS (W)	1	5.88%
RICHARD GREENWAY (W)	1	5.88%
CAROL JACKSON (W)	1	5.88%
PAUL DOWNTON (W)	1	5.88%
KRISTEN TOWNER (W)	1	5.88%
JENATTE SAULO (W)	0	0%
ALAN KOMAR (W)	1	5.88%
JEANNETTE SAULO (W)	1	5.88%
WRITE-IN	0	0%

JUSTICE OF THE SUPREME COURT (REPUBLICAN)		
Number of Precincts	41	
Precincts Reporting	41	100.00%
Vote For 1		
Total Votes	4,724	
PAULA PATRICK	1,145	24.24%
KEVIN BROBSON	1,940	41.07%
PATRICIA MCCULLOUGH	1,610	34.08%
WRITE-IN (W)	11	0.23%
JASON J LEGG (W)	1	0.02%
MARIA MCLAUGHLIN (W)	2	0.04%
ROBERT FISHER (W)	1	0.02%
WAYNE JOHNSON (W)	1	0.02%
JASON SODON (W)	1	0.02%
VICI SAINT CLAIRE (W)	1	0.02%
JOSEPH CARPENTER (W)	1	0.02%
JASON LEGG (W)	1	0.02%
JOHN MEEHAN (W)	1	0.02%
JOSHUA WEAVER (W)	1	0.02%
RYAN MCANDREW (W)	1	0.02%
ALISSA GLEZEN (W)	1	0.02%
PATRICIA MCGALL (W)	1	0.02%
JOSEPH STANTON (W)	1	0.02%
JAMES DAN DELANEY (W)	1	0.02%
BRIAN ZEMBRYKI (W)	1	0.02%
VERA SCROGGINS (W)	1	0.02%
WRITE-IN	0	0%

Registered Voters 26,575 - Total Ballots 7,703 : 28.99%

41 of 41 Precincts Reporting 100.00%

JUDGE OF THE SUPERIOR COURT (REPUBLICAN)	
Number of Precincts	41
Precincts Reporting	41
Vote For 1	4,411
Total Votes	4,384
MEGAN SULLIVAN	99.39%
WRITE-IN (W)	7
0.16%	
JASON J LEGG (W)	1
0.02%	
JILL BECK (W)	2
0.05%	
ALVERNA GOW (W)	1
0.02%	
WAYNE JOHNSON (W)	1
0.02%	
JASON SODON (W)	1
0.02%	
PATRICK MCCULLOUGH (W)	1
0.02%	
JASON LEGG (W)	2
0.05%	
JOSEPH CARPENTER (W)	1
0.02%	
JOSHUA WEAVER (W)	1
0.02%	
TODD HINKLEY (W)	1
0.02%	
DONALD TRUMP (W)	1
0.02%	
RYAN MCANDREW (W)	1
0.02%	
TINA GARTLEY (W)	1
0.02%	
ANN BORHAM (W)	0
0%	
ANN GORHAM (W)	1
0.02%	
JIM HOLSINGER (W)	1
0.02%	
SAMUAL BRADY (W)	1
0.02%	
DEBRA G KOLDA (W)	1
0.02%	
VERA SCROGGINS (W)	1
0.02%	
WRITE-IN	0
0%	

JUDGE OF THE COMMONWEALTH COURT (REPUBLICAN)	
Number of Precincts	41
Precincts Reporting	41
Vote For 2	6,955
Total Votes	3,398
DREW CROMPTON	48.86%
STACY MARIE WALLACE	50.68%
3,525	
WRITE-IN (W)	8
0.12%	
BOB MCKINNEY (W)	1
0.01%	
LORI A DUMAS (W)	2
0.03%	
AMANDA GREEN HAWKINS (W)	2
0.03%	
ALICE ARCHER (W)	1
0.01%	
BARNEY WILKINS (W)	1
0.01%	
WAYNE JOHNSON (W)	1
0.01%	
JOSEPH CARPENTER (W)	1
0.01%	
JASON LEGG (W)	1
0.01%	
PAT (W)	1
0.01%	
JOSHUA WEAVER (W)	1
0.01%	
RYAN MCANDREW (W)	1
0.01%	
JERRY POPO (W)	1
0.01%	
DAVID JONES (W)	1
0.01%	
DEBRA J TYLER (W)	1
0.01%	
THOMAS WILLIAM BARNES (W)	1
0.01%	
SIERRA STREET (W)	1
0.01%	
JIM HOLSINGER (W)	1
0.01%	
SIMON KENTON (W)	1
0.01%	
DEBRA G KOLDA (W)	1
0.01%	
KEVIN R KLODA (W)	1
0.01%	
BILL CONRAD (W)	1
0.01%	
WRITE-IN	1
0.01%	

Registered Voters 26,575 - Total Ballots 7,703 : 28.99%

41 of 41 Precincts Reporting 100.00%

SHERIFF (REPUBLICAN)	
Number of Precincts	41
Precincts Reporting	41
Vote For 1	4,987
Total Votes	4,987
LANCE BENEDICT	
99.48%	4,961
WRITE-IN (W)	
0.04%	2
JEFF BURMAN (W)	
0.04%	2
JONATHAN RECORD (W)	
0.02%	1
DONALD TRUMP (W)	
0.02%	1
TRAVIS HALDEMAN (W)	
0.02%	1
ALLEN SMITH (W)	
0.02%	1
JASON BEARDSLEY (W)	
0.02%	1
THOMAS DAVENPORT (W)	
0.02%	1
JOE COWAN (W)	
0.02%	1
JON RECORD (W)	
0.02%	1
JOHN OLIVER (W)	
0.08%	4
VICTOR HUGO (W)	
0.02%	1
JOSHUA WEAVER (W)	
0.02%	1
RAYMOND KEMBEL (W)	
0.02%	1
WAYNE BRADLEY (W)	
0.02%	1
JOHN (W)	
0.02%	1
DONALD BENNET JR (W)	
0.06%	3
DONALD BENNET JR (W)	
0%	0
DONALD BENNET JR (W)	
0%	0
JAMES KLEIN (W)	
0.02%	1
TRACY FLYNN (W)	
0.02%	1
WRITE-IN	
0%	0

PROTHONOTARY AND CLERK OF COURTS (REPUBLICAN)	
Number of Precincts	41
Precincts Reporting	41
Vote For 1	4,821
Total Votes	4,821
JAN KRUPINSKI	
98.15%	4,732
WRITE-IN (W)	
0.12%	6
MICHELLE ESTRABROOK (W)	
0.52%	25
MELISSA GROVES (W)	
0.02%	1
PAT DALY (W)	
0.06%	3
MICHELLE ESTRABROOK (W)	
0.02%	1
MICHELLE ESTRABROOK (W)	
0.54%	26
MICHELLE ESTRABROOK (W)	
0.02%	1
MICHELLE ESTABROOK (W)	
0.02%	1
MICHELLE ESTERBROOK (W)	
0.02%	1
AMY BISHOP (W)	
0.02%	1
CHRISTINE RAGARD (W)	
0.02%	1
CHRISTINE TINGLEY (W)	
0.10%	5
CHRIS JONES (W)	
0.10%	5
DALE CHIDESTER (W)	
0.02%	1
KATE SWINGLE (W)	
0.02%	1
DAN JONES (W)	
0.02%	1
SHIRLEY KELLY (W)	
0.02%	1
JOSHUA WEAVER (W)	
0.02%	1
CLIFF BRANNING (W)	
0.02%	1
JOSEPH STANTON (W)	
0.02%	1
JIM HOLSINGER (W)	
0%	0
TRACEY LAZIER (W)	
0.02%	1
CLARK BUSH (W)	
0.04%	2
SUE GONTARSKI (W)	
0.02%	1
WRITE-IN	
0.02%	1

Election Summary Report
 SUSQUEHANNA COUNTY, PA
 MUNICIPAL PRIMARY ELECTION
 MAY 18, 2021
 RESULTS
 OFFICIAL RESULTS

Date: 5/26/2021
 Time: 3:07:32 PM PDT
 Page 53/110

Registered Voters 26,575 - Total Ballots 7,703 : 28.99%

41 of 41 Precincts Reporting 100.00%

APOLACON SUPERVISOR (REPUBLICAN)		
Number of Precincts	1	
Precincts Reporting	1	100.00%
Vote For 1		
Total Votes	14	
WRITE-IN (W)	2	14.29%
GERALD LEGG (W)	6	42.86%
JERRY LEGG (W)	2	14.29%
PAUL CANONBURG (W)	1	7.14%
JOE TIMMS (W)	1	7.14%
JOE TIMS (W)	0	0%
JAMES HOMAN (W)	1	7.14%
GERALD PURTELL (W)	1	7.14%
Write-in	0	0%

APOLACON CONSTABLE (REPUBLICAN)		
Number of Precincts	1	
Precincts Reporting	1	100.00%
Vote For 1		
Total Votes	8	
WRITE-IN (W)	1	12.50%
SCOTT WHITE (W)	1	12.50%
LEO PURTELL (W)	3	37.50%
PAUL HACKEL (W)	1	12.50%
JAMES HOMAN (W)	1	12.50%
GARY NEWMAN (W)	1	12.50%
JOSHUA WEAVER (W)	0	0%
Write-in	0	0%

APOLACON AUDITOR (REPUBLICAN)		
Number of Precincts	1	
Precincts Reporting	1	100.00%
Vote For 1		
Total Votes	50	
CHRISTINE M SCARCELLI	50	100.00%
WRITE-IN (W)	0	0%
JOSHUA WEAVER (W)	0	0%
Write-in	0	0%

APOLACON JUDGE OF ELECTION (REPUBLICAN)		
Number of Precincts	1	
Precincts Reporting	1	100.00%
Vote For 1		
Total Votes	48	
NICOLE S FEARNLEY	48	100.00%
WRITE-IN (W)	0	0%
JOSHUA WEAVER (W)	0	0%
CINDY BONAVITA (W)	0	0%
Write-in	0	0%

APOLACON TAX COLLECTOR (REPUBLICAN)		
Number of Precincts	1	
Precincts Reporting	1	100.00%
Vote For 1		
Total Votes	52	
JANET E OSBORNE	52	100.00%
WRITE-IN (W)	0	0%
JOSHUA WEAVER (W)	0	0%
Write-in	0	0%

APOLACON INSPECTOR OF ELECTION (REPUBLICAN)		
Number of Precincts	1	
Precincts Reporting	1	100.00%
Vote For 1		
Total Votes	50	
TOMMY R JACKSON	49	98.00%
WRITE-IN (W)	0	0%
KIRSTEN GRIFFIN (W)	0	0%
KIRSTEN A GRIFFIN (W)	1	2.00%
JOSHUA WEAVER (W)	0	0%
CHARLES BULLOCK (W)	0	0%
Write-in	0	0%

Election Summary Report
 SUSQUEHANNA COUNTY, PA
 MUNICIPAL PRIMARY ELECTION
 MAY 18, 2021
 RESULTS
 OFFICIAL RESULTS

Date: 5/26/2021
 Time: 3:07:32 PM PDT
 Page 54/110

Registered Voters 26,575 - Total Ballots 7,703 : 28.99%

41 of 41 Precincts Reporting 100.00%

**ARARAT SUPERVISOR
 (REPUBLICAN)**

Number of Precincts	1	
Precincts Reporting	1	100.00%
Vote For 1		
Total Votes	98	

MARSHALL E COBB	21	21.43%
DAVID G COTTRELL	70	71.43%
WRITE-IN (W)	2	2.04%
DAVID FOX SR (W)	3	3.06%
DAVID FOX (W)	1	1.02%
JOHN BILSKY (W)	1	1.02%
Write-in	0	0%

**ARARAT TAX COLLECTOR
 (REPUBLICAN)**

Number of Precincts	1	
Precincts Reporting	1	100.00%
Vote For 1		
Total Votes	95	

NICOLE E STONE	94	98.95%
WRITE-IN (W)	0	0%
JOSHUA WEAVER (W)	0	0%
MARSALL COBB (W)	1	1.05%
Write-in	0	0%

**ARARAT AUDITOR
 (REPUBLICAN)**

Number of Precincts	1	
Precincts Reporting	1	100.00%
Vote For 1		
Total Votes	28	

WRITE-IN (W)	1	3.57%
TRACEY SWARTZ (W)	6	21.43%
TRACY SWARTZ (W)	5	17.86%
JOSHUA WEAVER (W)	0	0%
DONALD COTTRELL (W)	5	17.86%
MELISSA WARRING (W)	1	3.57%
TRACY (W)	1	3.57%
STACY SWARTZ (W)	2	7.14%
JOHN BILSKY (W)	1	3.57%
MARY GRAY (W)	1	3.57%
JOE POLKOWSKI (W)	1	3.57%
CHRISTINE FOX (W)	1	3.57%
TRACY SWARZ (W)	1	3.57%
NICHOLE STONE (W)	1	3.57%
Write-in	1	3.57%

**ARARAT CONSTABLE
 (REPUBLICAN)**

Number of Precincts	1	
Precincts Reporting	1	100.00%
Vote For 1		
Total Votes	22	

WRITE-IN (W)	1	4.55%
KEVIN HAYNES (W)	2	9.09%
JOSHUA WEAVER (W)	0	0%
DAVID L FOX (W)	2	9.09%
DAVID FOX (W)	4	18.18%
DAVE FOX SR (W)	2	9.09%
TINA BEACH (W)	1	4.55%
DAVID FOX SR (W)	3	13.64%
DAVID FOX JR (W)	1	4.55%
MARSHALL COBB (W)	1	4.55%
RICHBANKS (W)	1	4.55%
STEVEN TOURJE (W)	1	4.55%
MIKE TOTH (W)	1	4.55%
WILLARD COBB (W)	1	4.55%
ROBERT WARRING SR (W)	1	4.55%
Write-in	0	0%

Election Summary Report
 SUSQUEHANNA COUNTY, PA
 MUNICIPAL PRIMARY ELECTION
 MAY 18, 2021
 RESULTS
 OFFICIAL RESULTS

Date: 5/26/2021
 Time: 3:07:32 PM PDT
 Page 55/110

Registered Voters 26,575 - Total Ballots 7,703 : 28.99%

41 of 41 Precincts Reporting 100.00%

ARARAT JUDGE OF ELECTION (REPUBLICAN)		
Number of Precincts	1	
Precincts Reporting	1	100.00%
Vote For 1		
Total Votes	9	
WRITE-IN (W)	0	0%
TINA BEACH (W)	3	33.33%
JOSHUA WEAVER (W)	0	0%
CHRISTINE FOX (W)	1	11.11%
BERNARD FOERESTER (W)	1	11.11%
KRISTY FOX (W)	1	11.11%
STEVEN DEMIANVOICH (W)	1	11.11%
CAROL COTTRELL (W)	1	11.11%
DAVID L FOX (W)	1	11.11%
Write-in	0	0%

ARARAT INSPECTOR OF ELECTION (REPUBLICAN)		
Number of Precincts	1	
Precincts Reporting	1	100.00%
Vote For 1		
Total Votes	10	
WRITE-IN (W)	1	10.00%
PAMELA BENSEN (W)	0	0%
PAMALA BENSEN (W)	2	20.00%
CHRISTINE FOX (W)	2	20.00%
TINA BEACH (W)	1	10.00%
RICHARD B COTTRELL (W)	1	10.00%
KRISTY FOX (W)	1	10.00%
RUSTY JONES (W)	1	10.00%
LINDA KINDERMAN (W)	1	10.00%
Write-in	0	0%

AUBURN SUPERVISOR (REPUBLICAN)		
Number of Precincts	1	
Precincts Reporting	1	100.00%
Vote For 1		
Total Votes	242	
DANIEL STROHL	232	95.87%
WRITE-IN (W)	0	0%
BILL BURKE (W)	1	0.41%
CHERIE BONAVITA (W)	2	0.83%
LARRY MOWRY (W)	1	0.41%
STEVE LOVE (W)	1	0.41%
GRANT ADAMS (W)	1	0.41%
JIM TROWBRIDGE (W)	1	0.41%
ERIC BURGESS (W)	1	0.41%
DANIEL TRIVETT (W)	1	0.41%
DALE STONE (W)	1	0.41%
Write-in	0	0%

AUBURN AUDITOR (REPUBLICAN)		
Number of Precincts	1	
Precincts Reporting	1	100.00%
Vote For 1		
Total Votes	248	
LARRY R MOWRY	248	100.00%
WRITE-IN (W)	0	0%
NICHOLE STONE (W)	0	0%
Write-in	0	0%

AUBURN TAX COLLECTOR (REPUBLICAN)		
Number of Precincts	1	
Precincts Reporting	1	100.00%
Vote For 1		
Total Votes	257	
BETTY JEAN WHITE	256	99.61%
WRITE-IN (W)	0	0%
AMANDA VANTYLE (W)	1	0.39%
Write-in	0	0%

Election Summary Report
 SUSQUEHANNA COUNTY, PA
 MUNICIPAL PRIMARY ELECTION
 MAY 18, 2021
 RESULTS
 OFFICIAL RESULTS

Date: 5/26/2021
 Time: 3:07:32 PM PDT
 Page 56/110

Registered Voters 26,575 - Total Ballots 7,703 : 28.99%

41 of 41 Precincts Reporting 100.00%

AUBURN JUDGE OF ELECTION (REPUBLICAN)		
Number of Precincts	1	
Precincts Reporting	1	100.00%
Vote For 1		
Total Votes	63	
WRITE-IN (W)	4	6.35%
DEBORAH SMITH (W)	0	0%
KAREN ADAMS (W)	3	4.76%
CINDY BONAVIDA (W)	43	68.25%
CHARLES BULLOCK (W)	1	1.59%
CHARLES BULLOCK (W)	1	1.59%
CHERIE BONAVIDA (W)	0	0%
BULLOCK (W)	1	1.59%
BRIAN E BURKE (W)	1	1.59%
SCOTT C TYLER (W)	1	1.59%
CINDY BONAVIDA (W)	1	1.59%
HOLLISTER ERIC (W)	1	1.59%
CINDY BOVIVA (W)	1	1.59%
JEREMIAH JOHNSON (W)	1	1.59%
RACHELL TERESA BARNES (W)	1	1.59%
BARBARA HUGES (W)	1	1.59%
JASON S TYLER (W)	1	1.59%
CHERI BONAVIDA (W)	1	1.59%
Write-in	0	0%

AUBURN INSPECTOR OF ELECTION (REPUBLICAN)		
Number of Precincts	1	
Precincts Reporting	1	100.00%
Vote For 1		
Total Votes	64	
WRITE-IN (W)	5	7.81%
CHERI BONAVIDA (W)	6	9.38%
CINDY BONAVIDA (W)	1	1.56%
CHERIE BONAVIDA (W)	32	50.00%
CHARLES BULLOCK (W)	1	1.56%
CHARLES BULLOCK (W)	0	0%
PATTY BONAVIDA (W)	3	4.69%
BRIAN E BURKE (W)	1	1.56%
CINDY BONAVIDA (W)	1	1.56%
CHUCK PLACE (W)	1	1.56%
CHERY BONAVIDA (W)	1	1.56%
SCOTT C TYLER (W)	1	1.56%
CHERIE BONAVIDA (W)	1	1.56%
KAREN ADAMS (W)	1	1.56%
CHERRIE BONAVIDA (W)	2	3.12%
JIM LAURIE (W)	1	1.56%
ANGELA HUNSINGER (W)	1	1.56%
ALICIA TRAVER (W)	1	1.56%
MICHAEL J BARNES (W)	1	1.56%
ROBERT HOLLISTER (W)	1	1.56%
JASON S TYLER (W)	1	1.56%
TINA CARLIN (W)	1	1.56%
Write-in	0	0%

BRIDGEWATER SUPERVISOR (REPUBLICAN)		
Number of Precincts	1	
Precincts Reporting	1	100.00%
Vote For 1		
Total Votes	368	
NICHOLAS SCOTT HAWLEY	176	47.83%
KENNETH O MEAD	192	52.17%
WRITE-IN (W)	0	0%
DEBORAH SMITH (W)	0	0%
Write-in	0	0%

Registered Voters 26,575 - Total Ballots 7,703 : 28.99%

41 of 41 Precincts Reporting 100.00%

BRIDGewater TAX COLLECTOR (REPUBLICAN)	
Number of Precincts	1
Precincts Reporting	1
Vote For 1	
Total Votes	373
DAWN D ARNOLD	372
WRITE-IN (W)	0
BESTY O'MALLEY (W)	1
Write-In	0
	0.27%
	0%

BRIDGewater AUDITOR (REPUBLICAN)	
Number of Precincts	1
Precincts Reporting	1
Vote For 1	
Total Votes	18
WRITE-IN (W)	4
BEVERLEY WAY (W)	1
CHERYL MYERS (W)	2
JERRY KLIM (W)	1
BRIAN TEETSEL (W)	1
RICK AINEY (W)	1
GEORGE STARZAC (W)	2
JOHN MONACO (W)	1
ED HERD (W)	1
JACK LASHER (W)	1
KEN FOSTER (W)	1
GEORGE STARZEC (W)	1
DAWN ARNOLD (W)	1
Write-In	0
	5.56%
	0%

BRIDGewater INSPECTOR OF ELECTION (REPUBLICAN)	
Number of Precincts	1
Precincts Reporting	1
Vote For 1	
Total Votes	352
BETH WISEMAN-LAWRENCE	351
WRITE-IN (W)	0
MARGIT R WALTERS (W)	1
Write-In	0
	0.28%
	0%

BRIDGewater JUDGE OF ELECTION (REPUBLICAN)	
Number of Precincts	1
Precincts Reporting	1
Vote For 1	
Total Votes	25
WRITE-IN (W)	3
DEBORAH SMITH (W)	1
PAT WARNER (W)	1
DEB LOOMIS SMITH (W)	3
DEBRA LOOMIS SMITH (W)	3
BRIAN TEETSEL (W)	1
PAULA PATRICK (W)	1
DEBBIE SMITH (W)	2
DEBORAH LOOMIS SMITH (W)	6
DEBORAH LOOMIS SMITH (W)	1
DEBBIE LOOMIS SMITH (W)	2
JASON LEGG (W)	1
Write-In	0
	4.00%
	8.00%
	4.00%
	24.00%
	4.00%
	8.00%
	4.00%
	12.00%
	4.00%
	12.00%
	4.00%
	12.00%

Election Summary Report
 SUSQUEHANNA COUNTY, PA
 MUNICIPAL PRIMARY ELECTION
 MAY 18, 2021
 RESULTS
 OFFICIAL RESULTS

Date: 5/26/2021
 Time: 3:07:32 PM PDT
 Page 58/110

Registered Voters 26,575 - Total Ballots 7,703 : 28.99%

41 of 41 Precincts Reporting 100.00%

BROOKLYN SUPERVISOR (REPUBLICAN)		
Number of Precincts	1	
Precincts Reporting	1	100.00%
Vote For 1		
Total Votes	152	
BRYCE E BEEMAN	148	97.37%
WRITE-IN (W)	0	0%
JOSEPH COWAN (W)	2	1.32%
JOHN KROPA (W)	1	0.66%
WILLIAM BREWER (W)	1	0.66%
Write-in	0	0%

BROOKLYN AUDITOR (REPUBLICAN)		
Number of Precincts	1	
Precincts Reporting	1	100.00%
Vote For 1		
Total Votes	159	
BEVERLY A STEPNIAK	157	98.74%
WRITE-IN (W)	0	0%
JANE MACK (W)	2	1.26%
Write-in	0	0%

BROOKLYN TAX COLLECTOR (REPUBLICAN)		
Number of Precincts	1	
Precincts Reporting	1	100.00%
Vote For 1		
Total Votes	158	
SHAUN M HOLTSMASER	158	100.00%
WRITE-IN (W)	0	0%
Write-in	0	0%

BROOKLYN CONSTABLE (REPUBLICAN)		
Number of Precincts	1	
Precincts Reporting	1	100.00%
Vote For 1		
Total Votes	10	
WRITE-IN (W)	0	0%
JOSEPH COWAN (W)	1	10.00%
DAVID WILLIAMS (W)	1	10.00%
WALT LONGMIRE (W)	1	10.00%
HELEN THOMAS (W)	2	20.00%
JOHN KROPA (W)	1	10.00%
HELEN THOMES (W)	1	10.00%
DAVA COWAN (W)	1	10.00%
ROBERT BISHOP (W)	1	10.00%
LANCE BENEDICT (W)	1	10.00%
Write-in	0	0%

BROOKLYN JUDGE OF ELECTION (REPUBLICAN)		
Number of Precincts	1	
Precincts Reporting	1	100.00%
Vote For 1		
Total Votes	156	
MELANIE S LASHER	154	98.72%
WRITE-IN (W)	0	0%
DALE CHIDESTER (W)	2	1.28%
Write-in	0	0%

BROOKLYN INSPECTOR OF ELECTION (REPUBLICAN)		
Number of Precincts	1	
Precincts Reporting	1	100.00%
Vote For 1		
Total Votes	158	
DEBORAH L CHIDESTER	156	98.73%
WRITE-IN (W)	0	0%
JOHN KROPA (W)	1	0.63%
MICHAEL KAMANSKI (W)	1	0.63%
Write-in	0	0%

Election Summary Report
 SUSQUEHANNA COUNTY, PA
 MUNICIPAL PRIMARY ELECTION
 MAY 18, 2021
 RESULTS
 OFFICIAL RESULTS

Date: 5/26/2021
 Time: 3:07:32 PM PDT
 Page 59/110

Registered Voters 26,575 - Total Ballots 7,703 : 28.99%

41 of 41 Precincts Reporting 100.00%

CHOCONUT SUPERVISOR (REPUBLICAN)		
Number of Precincts	1	
Precincts Reporting	1	100.00%
Vote For 1		
Total Votes	77	
MICHAEL MORDOVANCEY	75	97.40%
WRITE-IN (W)	0	0%
BRUCE TRAVER (W)	1	1.30%
ED SHERLIE (W)	1	1.30%
Write-in	0	0%

CHOCONUT CONSTABLE (REPUBLICAN)		
Number of Precincts	1	
Precincts Reporting	1	100.00%
Vote For 1		
Total Votes	11	
WRITE-IN (W)	1	9.09%
ED SHELP (W)	2	18.18%
EDWARD SHELP (W)	2	18.18%
THERESA NIKULA (W)	1	9.09%
MICHAEL FABIAN (W)	1	9.09%
DAN TRAVER (W)	1	9.09%
JAY KLINE (W)	1	9.09%
JOHN MEEHAN (W)	1	9.09%
JESSE GIBBORE (W)	1	9.09%
Write-in	0	0%

CHOCONUT AUDITOR (REPUBLICAN)		
Number of Precincts	1	
Precincts Reporting	1	100.00%
Vote For 1		
Total Votes	29	
WRITE-IN (W)	0	0%
JOHN MEAHAN (W)	1	3.45%
JOHN MEEHAN (W)	22	75.86%
WENDY ZAPOLSKI (W)	1	3.45%
BRUCE TRAVER (W)	1	3.45%
MEHAAN (W)	1	3.45%
MARK NIKULA (W)	1	3.45%
JESSE GIBBORE (W)	1	3.45%
JOHN MEHAN (W)	1	3.45%
Write-in	0	0%

CHOCONUT JUDGE OF ELECTION (REPUBLICAN)		
Number of Precincts	1	
Precincts Reporting	1	100.00%
Vote For 1		
Total Votes	73	
WILLIAM M DOVIN	71	97.26%
WRITE-IN (W)	0	0%
MIKE MORVANDCY (W)	1	1.37%
JESSE GIBBORE (W)	1	1.37%
Write-in	0	0%

CHOCONUT TAX COLLECTOR (REPUBLICAN)		
Number of Precincts	1	
Precincts Reporting	1	100.00%
Vote For 1		
Total Votes	78	
LOU ANN CRUZ	77	98.72%
WRITE-IN (W)	1	1.28%
Write-in	0	0%

CHOCONUT INSPECTOR OF ELECTION (REPUBLICAN)		
Number of Precincts	1	
Precincts Reporting	1	100.00%
Vote For 1		
Total Votes	74	
JUDITH I RAMSAY	74	100.00%
WRITE-IN (W)	0	0%
MARY JAN CALZOLA (W)	0	0%
Write-in	0	0%

Election Summary Report
 SUSQUEHANNA COUNTY, PA
 MUNICIPAL PRIMARY ELECTION
 MAY 18, 2021
 RESULTS
 OFFICIAL RESULTS

Date: 5/26/2021
 Time: 3:07:32 PM PDT
 Page 60/110

Registered Voters 26,575 - Total Ballots 7,703 : 28.99%

41 of 41 Precincts Reporting 100.00%

CLIFFORD SUPERVISOR (REPUBLICAN)		
Number of Precincts	1	
Precincts Reporting	1	100.00%
Vote For 1		
Total Votes	266	
BARRY A SEARLE	256	96.24%
WRITE-IN (W)	0	0%
MARY JAN CALZOLA (W)	0	0%
MARY JANE CALZOLA (W)	1	0.38%
JUSTIN FORD (W)	1	0.38%
DAVE DOYLE (W)	1	0.38%
TRENT TURNER (W)	1	0.38%
JOHN WHITE (W)	1	0.38%
WALTER TURNER (W)	1	0.38%
BRANDON GELATT (W)	1	0.38%
KIRSTEN SMITH (W)	1	0.38%
JUSTIN BIDWELL (W)	1	0.38%
MIKE BARHITE (W)	1	0.38%
MICHAEL BARHITE (W)	0	0%
Write-in	0	0%

CLIFFORD AUDITOR 4 YEAR (REPUBLICAN)		
Number of Precincts	1	
Precincts Reporting	1	100.00%
Vote For 1		
Total Votes	9	
WRITE-IN (W)	2	22.22%
MARVIS SEARLE (W)	1	11.11%
TOMJOHNSON (W)	1	11.11%
JANE HALSTEAD (W)	1	11.11%
CHASE MCLAUD (W)	1	11.11%
STACY MERRELL (W)	1	11.11%
MIKE BARHIGHT (W)	1	11.11%
AMANDA BIDWELL (W)	1	11.11%
Write-in	0	0%

CLIFFORD AUDITOR 6 YEAR (REPUBLICAN)		
Number of Precincts	1	
Precincts Reporting	1	100.00%
Vote For 1		
Total Votes	11	
WRITE-IN (W)	3	27.27%
RICHARD SURACCI (W)	1	9.09%
ELLEN MARCHO (W)	1	9.09%
TOM JOHNSON (W)	1	9.09%
JANE HALSTEAD (W)	1	9.09%
TRENT TURNER (W)	1	9.09%
KAYLEE GELATT (W)	1	9.09%
KIRSTEN SMITH (W)	1	9.09%
AMANDA BIDWELL (W)	1	9.09%
Write-in	0	0%

CLIFFORD TAX COLLECTOR (REPUBLICAN)		
Number of Precincts	1	
Precincts Reporting	1	100.00%
Vote For 1		
Total Votes	276	
JANICE PRICE	271	98.19%
WRITE-IN (W)	1	0.36%
LAURIE COBB (W)	1	0.36%
WALT TURNER (W)	1	0.36%
STEVEN DECKER (W)	1	0.36%
Write-in	1	0.36%

CLIFFORD CONSTABLE (REPUBLICAN)		
Number of Precincts	1	
Precincts Reporting	1	100.00%
Vote For 1		
Total Votes	274	
KEVIN J MUNLEY	270	98.54%
WRITE-IN (W)	1	0.36%
JAMES WHITE (W)	1	0.36%
MARIO C SAVINO (W)	1	0.36%
Write-in	1	0.36%

Election Summary Report
 SUSQUEHANNA COUNTY, PA
 MUNICIPAL PRIMARY ELECTION
 MAY 18, 2021
 RESULTS
 OFFICIAL RESULTS

Date: 5/26/2021
 Time: 3:07:32 PM PDT
 Page 61/110

Registered Voters 26,575 - Total Ballots 7,703 : 28.99%

41 of 41 Precincts Reporting 100.00%

CLIFFORD JUDGE OF ELECTION (REPUBLICAN)		
Number of Precincts	1	
Precincts Reporting	1	100.00%
Vote For 1		
Total Votes	274	
PHILLIP PRICE	268	97.81%
WRITE-IN (W)	0	0%
CONATANCE SCHULTE (W)	1	0.36%
PHILIP PRICE (W)	3	1.09%
PETER DEFAZIO (W)	1	0.36%
PHIL PRICE (W)	1	0.36%
Write-in	0	0%

DIMOCK AUDITOR 6 YEAR (REPUBLICAN)		
Number of Precincts	1	
Precincts Reporting	1	100.00%
Vote For 1		
Total Votes	15	
WRITE-IN (W)	2	13.33%
RICHARD SURACCI (W)	0	0%
BRANDY M GOLDEN (W)	1	6.67%
AMBER GREENWOOD (W)	4	26.67%
BRANDY GOLDEN (W)	3	20.00%
BARB LOCEY (W)	1	6.67%
BARBARA LOCEY (W)	1	6.67%
MIKE FELICE (W)	1	6.67%
RICHARD CONRAD (W)	2	13.33%
Write-in	0	0%

CLIFFORD INSPECTOR OF ELECTION (REPUBLICAN)		
Number of Precincts	1	
Precincts Reporting	1	100.00%
Vote For 1		
Total Votes	275	
ELLIE DEFAZIO	274	99.64%
WRITE-IN (W)	0	0%
NANCY GILL (W)	1	0.36%
Write-in	0	0%

DIMOCK AUDITOR 4 YEAR (REPUBLICAN)		
Number of Precincts	1	
Precincts Reporting	1	100.00%
Vote For 1		
Total Votes	179	
BRANDY M GOLDEN	178	99.44%
WRITE-IN (W)	1	0.56%
Write-in	0	0%

DIMOCK SUPERVISOR (REPUBLICAN)		
Number of Precincts	1	
Precincts Reporting	1	100.00%
Vote For 1		
Total Votes	172	
GERALD ALAN ELLIS SR	166	96.51%
WRITE-IN (W)	1	0.58%
RICHARD CONRAD (W)	3	1.74%
THOMAS BISEL (W)	1	0.58%
GENE HUBBARD (W)	1	0.58%
Write-in	0	0%

DIMOCK AUDITOR 2 YEAR (REPUBLICAN)		
Number of Precincts	1	
Precincts Reporting	1	100.00%
Vote For 1		
Total Votes	15	
WRITE-IN (W)	2	13.33%
SHERRY STCLAIR (W)	1	6.67%
AMBER GREENWOOD (W)	7	46.67%
KARED RADWANSKI (W)	1	6.67%
KAREN RADWANSKI (W)	1	6.67%
MELANIE A HANJARAS (W)	1	6.67%
BRANDY GOLDEN (W)	1	6.67%
MICHAEL BUNNELL (W)	1	6.67%
Write-in	0	0%

Election Summary Report
 SUSQUEHANNA COUNTY, PA
 MUNICIPAL PRIMARY ELECTION
 MAY 18, 2021
 RESULTS
 OFFICIAL RESULTS

Date: 5/26/2021
 Time: 3:07:32 PM PDT
 Page 62/110

Registered Voters 26,575 - Total Ballots 7,703 : 28.99%

41 of 41 Precincts Reporting 100.00%

DIMOCK TAX COLLECTOR (REPUBLICAN)		
Number of Precincts	1	
Precincts Reporting	1	100.00%
Vote For 1		
Total Votes	184	
ESTHER M RAYIAS	183	99.46%
WRITE-IN (W)	1	0.54%
EASTER M RAYIAS (W)	0	0%
Write-in	0	0%

DIMOCK JUDGE OF ELECTION (REPUBLICAN)		
Number of Precincts	1	
Precincts Reporting	1	100.00%
Vote For 1		
Total Votes	19	
WRITE-IN (W)	2	10.53%
CHRISTINE HUNSINGER (W)	1	5.26%
CHRISTINA HUNSINGER (W)	4	21.05%
CHRISTINA M HUNSINGER (W)	3	15.79%
AMBER GREENWOOD (W)	1	5.26%
WILL SQUIER (W)	1	5.26%
CAROLE HIBBARD (W)	1	5.26%
KARED RADWANSKI (W)	0	0%
TOM CHARLES (W)	1	5.26%
MICHAEL BUNNELL (W)	1	5.26%
ANNETTE DEPEW (W)	1	5.26%
DUANE FETHERBAY (W)	2	10.53%
GLENN GREGORY JR (W)	1	5.26%
Write-in	0	0%

DIMOCK INSPECTOR OF ELECTION (REPUBLICAN)		
Number of Precincts	1	
Precincts Reporting	1	100.00%
Vote For 1		
Total Votes	16	
WRITE-IN (W)	2	12.50%
ANNETTE DEPUE (W)	2	12.50%
THOMAS R CHALRES (W)	1	6.25%
THOMAS CHARLES (W)	0	0%
TOM CHARLES (W)	0	0%
ANNETTE DEPEW (W)	8	50.00%
KARED RADWANSKI (W)	1	6.25%
JAMES R HANJARAS (W)	1	6.25%
AMBER GREENWOOD (W)	1	6.25%
Write-in	0	0%

Election Summary Report
 SUSQUEHANNA COUNTY, PA
 MUNICIPAL PRIMARY ELECTION
 MAY 18, 2021
 RESULTS
 OFFICIAL RESULTS

Date: 5/26/2021
 Time: 3:07:32 PM PDT
 Page 63/110

Registered Voters 26,575 - Total Ballots 7,703 : 28.99%

41 of 41 Precincts Reporting 100.00%

FOREST CITY MAYOR (REPUBLICAN)		
Number of Precincts	1	
Precincts Reporting	1	100.00%
Vote For 1		
Total Votes	88	
WRITE-IN (W)	0	0%
JOHN KAMEEN (W)	1	1.14%
STEPHANIE MARIE SOJKA	1	1.14%
REISCK (W)		
CHRISTOPHER GLINTON (W)	29	32.95%
CHRISITOPHER GLINTON (W)	0	0%
CHRIS GLINTON (W)	6	6.82%
JAMES HOLSINGER (W)	14	15.91%
JIM HOLSINGER (W)	20	22.73%
GLINTON (W)	3	3.41%
CHRISTOPHHER GLINTON (W)	1	1.14%
HUNSINGER (W)	2	2.27%
JOSEPH JANEZIC (W)	1	1.14%
PAUL DUGAVELLO (W)	1	1.14%
ANNSTEFANOV (W)	1	1.14%
TIM HOLSINGER (W)	1	1.14%
JIM (W)	1	1.14%
CHRIS (W)	1	1.14%
BOB DEGONZAGE (W)	1	1.14%
ED PEARSALL (W)	0	0%
EDWARD PEARSALL (W)	1	1.14%
ANDREW WAGNER (W)	1	1.14%
CHRISTPHER GLINTN (W)	1	1.14%
CHRISTOPHER CLINTON (W)	1	1.14%
Write-in	0	0%

FOREST CITY COUNCILMAN (REPUBLICAN)		
Number of Precincts	1	
Precincts Reporting	1	100.00%
Vote For 4		
Total Votes	364	
STEPHANIE MARIE SOJKA	63	17.31%
-REISCH		
AMY THERESA BEAN	89	24.45%
CHRISTOPHER A	81	22.25%
DEGONZAGUE		
TRACEY LAZIER	83	22.80%
WRITE-IN (W)	1	0.27%
ROBERT LESJACK (W)	31	8.52%
NICK COST (W)	1	0.27%
STRACEY LAZER (W)	0	0%
ANDREW WAGNER (W)	1	0.27%
PAULINE WILCOX (W)	1	0.27%
NICHOLAS COST (W)	1	0.27%
DAVID TRICHILLO JR (W)	1	0.27%
ERIN DEBISH (W)	1	0.27%
JAMES HOLSINGER (W)	1	0.27%
BOB DEGONZAGUE (W)	1	0.27%
ROBERT LESZIACH (W)	1	0.27%
JOHN LEWIS WILLIAMS (W)	1	0.27%
JIM HOLSINGER (W)	1	0.27%
TIM MADDEN (W)	1	0.27%
PAUL LUKAS (W)	1	0.27%
PAUL MIHELIC (W)	1	0.27%
ROBERT DE GONZAGUE (W)	1	0.27%
EDWARD PEARSALL (W)	1	0.27%
Write-in	0	0%

Registered Voters 26,575 - Total Ballots 7,703 : 28.99%

41 of 41 Precincts Reporting 100.00%

FOREST CITY TAX COLLECTOR (REPUBLICAN)	
Number of Precincts	1
Precincts Reporting	1 100.00%
Vote For 1	92
Total Votes	92
WRITE-IN (W)	0 0%
PAMELA GREEN (W)	19 20.65%
TIM MADDEN (W)	40 43.48%
TIMOTHY MADDEN (W)	4 4.35%
GREEN (W)	1 1.09%
PAM GREEN (W)	15 16.30%
PAMELA GREENE (W)	3 3.26%
TIM SERVES (W)	1 1.09%
PAM GREENE (W)	6 6.52%
JASON OBELNUS (W)	1 1.09%
TIM MATTEN (W)	1 1.09%
PAMALA GREEN (W)	1 1.09%
WRITE-IN (W)	0 0%
FOREST CITY JUDGE OF ELECTION (REPUBLICAN)	
Number of Precincts	1
Precincts Reporting	1 100.00%
Vote For 1	17
Total Votes	17
WRITE-IN (W)	1 5.88%
ROBERTA BARNES (W)	6 35.29%
BARNES (W)	1 5.88%
KEVIN ROBSON (W)	1 5.88%
MICHAEL ROBINSON (W)	1 5.88%
JASON LEGG (W)	1 5.88%
CAROLE KAMEEN (W)	1 5.88%
JIM HOLSINGER (W)	2 11.76%
JOSEPH KOCHMER (W)	1 5.88%
ROBERT DE GONZAGUE (W)	1 5.88%
BARBARA L MIHELIC (W)	1 5.88%
WRITE-IN	0 0%

FOREST CITY INSPECTOR OF ELECTION (REPUBLICAN)	
Number of Precincts	1
Precincts Reporting	1 100.00%
Vote For 1	127
Total Votes	127
CAROLE KAMEEN	126 99.21%
WRITE-IN (W)	0 0%
ROBERT DE GONZAGUE (W)	1 0.79%
WRITE-IN	0 0%
FOREST LAKE SUPERVISOR (REPUBLICAN)	
Number of Precincts	1
Precincts Reporting	1 100.00%
Vote For 1	173
Total Votes	173
JOSEPH C SCHNEIDER JR	173 100.00%
WRITE-IN (W)	0 0%
WRITE-IN	0 0%
FOREST LAKE AUDITOR (REPUBLICAN)	
Number of Precincts	1
Precincts Reporting	1 100.00%
Vote For 1	179
Total Votes	179
JEANNETTE CASTROGIOVANNI	179 100.00%
WRITE-IN (W)	0 0%
WRITE-IN	0 0%

Election Summary Report
 SUSQUEHANNA COUNTY, PA
 MUNICIPAL PRIMARY ELECTION
 MAY 18, 2021
 RESULTS
 OFFICIAL RESULTS

Date: 5/26/2021
 Time: 3:07:32 PM PDT
 Page 65/110

Registered Voters 26,575 - Total Ballots 7,703 : 28.99%

41 of 41 Precincts Reporting 100.00%

**FOREST LAKE TAX COLLECTOR
 (REPUBLICAN)**

Number of Precincts 1
 Precincts Reporting 1 100.00%
 Vote For 1
 Total Votes 179

BRENDA DEMAREST 175 97.77%
 WRITE-IN (W) 2 1.12%
 DEB NICHOLS (W) 1 0.56%
 EDYTHE SIVERS (W) 1 0.56%
 Write-in 0 0%

**FOREST LAKE INSPECTOR OF ELECTION
 (REPUBLICAN)**

Number of Precincts 1
 Precincts Reporting 1 100.00%
 Vote For 1
 Total Votes 3

WRITE-IN (W) 0 0%
 KEN YOUNG (W) 1 33.33%
 KEISHA CARMAN (W) 1 33.33%
 LEROY CAMPBELL (W) 1 33.33%
 Write-in 0 0%

**FOREST LAKE CONSTABLE
 (REPUBLICAN)**

Number of Precincts 1
 Precincts Reporting 1 100.00%
 Vote For 1
 Total Votes 6

WRITE-IN (W) 0 0%
 JASON WAIT (W) 2 33.33%
 KEN YOUNG (W) 1 16.67%
 KEVIN KNIGHT (W) 1 16.67%
 MATTHEW TIMM (W) 1 16.67%
 DONALD POTTS (W) 1 16.67%
 Write-in 0 0%

**FRANKLIN SUPERVISOR
 (REPUBLICAN)**

Number of Precincts 1
 Precincts Reporting 1 100.00%
 Vote For 1
 Total Votes 136

MARK G CREAMER 130 95.59%
 WRITE-IN (W) 0 0%
 DANIEL DEPUE (W) 2 1.47%
 LAWRENCE COY (W) 1 0.74%
 JOHN HARDING (W) 1 0.74%
 LAWRENCE TOMPKINS (W) 1 0.74%
 AMY COY (W) 1 0.74%
 Write-in 0 0%

**FOREST LAKE JUDGE OF ELECTION
 (REPUBLICAN)**

Number of Precincts 1
 Precincts Reporting 1 100.00%
 Vote For 1
 Total Votes 181

DAWN C ZALEWSKI 181 100.00%
 WRITE-IN (W) 0 0%
 Write-in 0 0%

**FRANKLIN AUDITOR 6 YEAR
 (REPUBLICAN)**

Number of Precincts 1
 Precincts Reporting 1 100.00%
 Vote For 1
 Total Votes 131

PAULA GRASSI 130 99.24%
 WRITE-IN (W) 0 0%
 JACK MURPHY (W) 1 0.76%
 Write-in 0 0%

Election Summary Report
 SUSQUEHANNA COUNTY, PA
 MUNICIPAL PRIMARY ELECTION
 MAY 18, 2021
 RESULTS
 OFFICIAL RESULTS

Date: 5/26/2021
 Time: 3:07:32 PM PDT
 Page 66/110

Registered Voters 26,575 - Total Ballots 7,703 : 28.99%

41 of 41 Precincts Reporting 100.00%

FRANKLIN AUDITOR 4 YEAR (REPUBLICAN)		
Number of Precincts	1	
Precincts Reporting	1	100.00%
Vote For 1		
Total Votes	132	
OLIVIA ZAWISKI	132	100.00%
WRITE-IN (W)	0	0%
Write-in	0	0%

FRANKLIN AUDITOR 2 YEAR (REPUBLICAN)		
Number of Precincts	1	
Precincts Reporting	1	100.00%
Vote For 1		
Total Votes	136	
KIM LOUISE HENRY	135	99.26%
WRITE-IN (W)	0	0%
JOE SNUFFY (W)	1	0.74%
Write-in	0	0%

FRANKLIN TAX COLLECTOR (REPUBLICAN)		
Number of Precincts	1	
Precincts Reporting	1	100.00%
Vote For 1		
Total Votes	126	
BOBBIE JO KELSEY	124	98.41%
WRITE-IN (W)	0	0%
AMY COY (W)	1	0.79%
DAN ARNOLD (W)	1	0.79%
Write-in	0	0%

FRANKLIN CONSTABLE (REPUBLICAN)		
Number of Precincts	1	
Precincts Reporting	1	100.00%
Vote For 1		
Total Votes	129	
ANGELO GRASSI	128	99.22%
WRITE-IN (W)	0	0%
KEN YOUNG (W)	0	0%
FRANK JOHNSON (W)	1	0.78%
Write-in	0	0%

FRANKLIN JUDGE OF ELECTION (REPUBLICAN)		
Number of Precincts	1	
Precincts Reporting	1	100.00%
Vote For 1		
Total Votes	14	
WRITE-IN (W)	0	0%
ALLEN COY (W)	1	7.14%
DANIEL BOLDT (W)	1	7.14%
MITCHEL (W)	1	7.14%
ROBERT HOLLISTER (W)	1	7.14%
MICHAEL DELIO (W)	1	7.14%
JASON LEGG (W)	1	7.14%
CRAIG WILLIAMS (W)	1	7.14%
LAWRENCE TOMPKINS (W)	1	7.14%
HIEDI MITCHELL (W)	1	7.14%
CHRISTOPHER REINWALD (W)	1	7.14%
HEIDI MITCHELL (W)	4	28.57%
Write-in	0	0%

FRANKLIN INSPECTOR OF ELECTION (REPUBLICAN)		
Number of Precincts	1	
Precincts Reporting	1	100.00%
Vote For 1		
Total Votes	141	
AMY COY	141	100.00%
WRITE-IN (W)	0	0%
KEN YOUNG (W)	0	0%
Write-in	0	0%

Election Summary Report
 SUSQUEHANNA COUNTY, PA
 MUNICIPAL PRIMARY ELECTION
 MAY 18, 2021
 RESULTS
 OFFICIAL RESULTS

Date: 5/26/2021
 Time: 3:07:32 PM PDT
 Page 67/110

Registered Voters 26,575 - Total Ballots 7,703 : 28.99%

41 of 41 Precincts Reporting 100.00%

FRIENDSVILLE MAYOR (REPUBLICAN)		
Number of Precincts	1	
Precincts Reporting	1	100.00%
Vote For 1		
Total Votes	16	
WRITE-IN (W)	0	0%
ED KIKA (W)	1	6.25%
ELI WIRTH (W)	10	62.50%
MICHAEL SARAVITZ (W)	2	12.50%
JEREMIAH JAMES CURLEY (W)	1	6.25%
NATE SAVAGE (W)	2	12.50%
Write-in	0	0%

FRIENDSVILLE COUNCILMAN 2 YEAR (REPUBLICAN)		
Number of Precincts	1	
Precincts Reporting	1	100.00%
Vote For 1		
Total Votes	16	
WRITE-IN (W)	0	0%
ABE CURLEY (W)	6	37.50%
DARCIE WIRTH (W)	1	6.25%
DAN TRAVER (W)	1	6.25%
DANIEL CURLEY (W)	4	25.00%
MICHAEL SARAVITZ (W)	2	12.50%
DANIEL TRAVER (W)	1	6.25%
RYAN VAN TASSEL (W)	1	6.25%
Write-in	0	0%

FRIENDSVILLE COUNCILMAN 4 YEAR (REPUBLICAN)		
Number of Precincts	1	
Precincts Reporting	1	100.00%
Vote For 2		
Total Votes	30	
WRITE-IN (W)	0	0%
ABRAHAM CURLEY (W)	1	3.33%
CHERYL TRAVER (W)	6	20.00%
DARCY WIRTH (W)	0	0%
DARCI WIRTH (W)	12	40.00%
ABE CURLEY (W)	2	6.67%
DAN TRAVER (W)	5	16.67%
MICHAEL SARAVITZ (W)	2	6.67%
CAITLYN DALY (W)	0	0%
NATE SAVAGE (W)	1	3.33%
TOBIE VANTASSEL (W)	1	3.33%
Write-in	0	0%

FRIENDSVILLE AUDITOR 6 YEAR (REPUBLICAN)		
Number of Precincts	1	
Precincts Reporting	1	100.00%
Vote For 1		
Total Votes	12	
WRITE-IN (W)	0	0%
ELIZABETH HARDY (W)	1	8.33%
LAURA LEGG (W)	7	58.33%
ALLISON CURLEY (W)	1	8.33%
TINA CURLEY (W)	1	8.33%
CAITLYN DALY (W)	1	8.33%
JEREMIAH CURLEY (W)	1	8.33%
Write-in	0	0%

Election Summary Report
 SUSQUEHANNA COUNTY, PA
 MUNICIPAL PRIMARY ELECTION
 MAY 18, 2021
 RESULTS
 OFFICIAL RESULTS

Date: 5/26/2021
 Time: 3:07:32 PM PDT
 Page 68/110

Registered Voters 26,575 - Total Ballots 7,703 : 28.99%

41 of 41 Precincts Reporting 100.00%

FRIENDSVILLE AUDITOR 4 YEAR (REPUBLICAN)		
Number of Precincts	1	
Precincts Reporting	1	100.00%
Vote For 1		
Total Votes	14	
WRITE-IN (W)	0	0%
LAURI YODER (W)	1	7.14%
GARY HARDY (W)	1	7.14%
TOBI VANTASSEL (W)	0	0%
TOBIE VANTASSEL (W)	7	50.00%
LAURA LEGG (W)	2	14.29%
CAITLYN DALY (W)	2	14.29%
CAROL SARAVITZ (W)	1	7.14%
Write-in	0	0%

FRIENDSVILLE INSPECTOR OF ELECTION (REPUBLICAN)		
Number of Precincts	1	
Precincts Reporting	1	100.00%
Vote For 1		
Total Votes	12	
WRITE-IN (W)	0	0%
MICHELE RYAN (W)	1	8.33%
ALLISON CURLEY (W)	9	75.00%
DANIEL CURLEY (W)	1	8.33%
JEREMIAH CURLEY (W)	1	8.33%
Write-in	0	0%

FRIENDSVILLE TAX COLLECTOR (REPUBLICAN)		
Number of Precincts	1	
Precincts Reporting	1	100.00%
Vote For 1		
Total Votes	13	
WRITE-IN (W)	0	0%
CONNIE HARDY (W)	1	7.69%
GARY HARDY (W)	2	15.38%
CAITLYN DALY (W)	9	69.23%
DANIEL TRAVER (W)	1	7.69%
Write-in	0	0%

GIBSON SUPERVISOR (REPUBLICAN)		
Number of Precincts	1	
Precincts Reporting	1	100.00%
Vote For 1		
Total Votes	124	
ROBERT FINAGAN	118	95.16%
WRITE-IN (W)	0	0%
LEONARD BARTKUS (W)	2	1.61%
GINA YARRISH (W)	1	0.81%
JOHN TOMPKINS (W)	1	0.81%
ROBERT WATSON (W)	1	0.81%
JACOB TOMPKINS (W)	1	0.81%
Write-in	0	0%

FRIENDSVILLE JUDGE OF ELECTION (REPUBLICAN)		
Number of Precincts	1	
Precincts Reporting	1	100.00%
Vote For 1		
Total Votes	12	
WRITE-IN (W)	0	0%
TINA CURLEY (W)	12	100.00%
Write-in	0	0%

GIBSON AUDITOR (REPUBLICAN)		
Number of Precincts	1	
Precincts Reporting	1	100.00%
Vote For 1		
Total Votes	126	
JO ANN DIPALMA	98	77.78%
WRITE-IN (W)	0	0%
CHRISTIAN CHLUDZINSKI (W)	22	17.46%
CHLUDZINSKI (W)	4	3.17%
CHRISTIAN CHULUDZINSKI (W)	1	0.79%
CHRIS CHESTICK (W)	1	0.79%
Write-in	0	0%

Election Summary Report
 SUSQUEHANNA COUNTY, PA
 MUNICIPAL PRIMARY ELECTION
 MAY 18, 2021
 RESULTS
 OFFICIAL RESULTS

Date: 5/26/2021
 Time: 3:07:32 PM PDT
 Page 69/110

Registered Voters 26,575 - Total Ballots 7,703 : 28.99%

41 of 41 Precincts Reporting 100.00%

GIBSON TAX COLLECTOR (REPUBLICAN)			
Number of Precincts	1		
Precincts Reporting	1	100.00%	
Vote For 1			
Total Votes	124		
JANET WATSON	121	97.58%	
WRITE-IN (W)	1	0.81%	
GINA YARRISH (W)	1	0.81%	
TRACY TELLEP (W)	1	0.81%	
Write-in	0	0%	

GIBSON INSPECTOR OF ELECTION (REPUBLICAN)			
Number of Precincts	1		
Precincts Reporting	1	100.00%	
Vote For 1			
Total Votes	120		
AILEEN M SHAY	119	99.17%	
WRITE-IN (W)	0	0%	
CHRISTIAN CHLUDZINSKI (W)	1	0.83%	
Write-in	0	0%	

GIBSON CONSTABLE (REPUBLICAN)			
Number of Precincts	1		
Precincts Reporting	1	100.00%	
Vote For 1			
Total Votes	12		
WRITE-IN (W)	0	0%	
MARK ZYCHAL (W)	4	33.33%	
BRIAN ANDERSON (W)	1	8.33%	
LANCE BENEDICT (W)	1	8.33%	
AURORA (W)	1	8.33%	
MARK ZUNICH (W)	1	8.33%	
ROBERT WATSON (W)	1	8.33%	
ALAN RIBBE (W)	1	8.33%	
BARNEY (W)	1	8.33%	
BOB S ALANSKY (W)	1	8.33%	
Write-in	0	0%	

GREAT BEND BORO MAYOR (REPUBLICAN)			
Number of Precincts	1		
Precincts Reporting	1	100.00%	
Vote For 1			
Total Votes	71		
JAMES RIECKE	71	100.00%	
WRITE-IN (W)	0	0%	
JIMMY REED (W)	0	0%	
Write-in	0	0%	

GREAT BEND BORO COUNCILMAN (REPUBLICAN)			
Number of Precincts	1		
Precincts Reporting	1	100.00%	
Vote For 4			
Total Votes	71		
MATTHEW POST	67	94.37%	
WRITE-IN (W)	1	1.41%	
BRET JENNINGS (W)	1	1.41%	
BOB STARR (W)	1	1.41%	
JOE COLLINS (W)	1	1.41%	
Write-in	0	0%	

GIBSON JUDGE OF ELECTION (REPUBLICAN)			
Number of Precincts	1		
Precincts Reporting	1	100.00%	
Vote For 1			
Total Votes	124		
BETTY EICHELBERGER	123	99.19%	
WRITE-IN (W)	0	0%	
NANCY LINDSEY (W)	1	0.81%	
CHRISTIAN CHLUDZINSKI (W)	0	0%	
Write-in	0	0%	

Election Summary Report
 SUSQUEHANNA COUNTY, PA
 MUNICIPAL PRIMARY ELECTION
 MAY 18, 2021
 RESULTS
 OFFICIAL RESULTS

Date: 5/26/2021
 Time: 3:07:32 PM PDT
 Page 70/110

Registered Voters 26,575 - Total Ballots 7,703 : 28.99%

41 of 41 Precincts Reporting 100.00%

GREAT BEND BORO TAX COLLECTOR (REPUBLICAN)		
Number of Precincts	1	
Precincts Reporting	1	100.00%
Vote For 1		
Total Votes	72	
DANIELLE MILLS	72	100.00%
WRITE-IN (W)	0	0%
Write-in	0	0%

GREAT BEND BORO JUDGE OF ELECTION (REPUBLICAN)		
Number of Precincts	1	
Precincts Reporting	1	100.00%
Vote For 1		
Total Votes	2	
WRITE-IN (W)	1	50.00%
LINDA MCCONELL (W)	1	50.00%
Write-in	0	0%

GREAT BEND BORO INSPECTOR OF ELECTION (REPUBLICAN)		
Number of Precincts	1	
Precincts Reporting	1	100.00%
Vote For 1		
Total Votes	3	
WRITE-IN (W)	1	33.33%
LEGG (W)	1	33.33%
KATHY BUCHNAN (W)	1	33.33%
Write-in	0	0%

GREAT BEND TWP SUPERVISOR (REPUBLICAN)		
Number of Precincts	1	
Precincts Reporting	1	100.00%
Vote For 1		
Total Votes	73	
WRITE-IN (W)	1	1.37%
DAVID HINKLEY (W)	1	1.37%
DOUG EVANS (W)	1	1.37%
JAMES REED (W)	16	21.92%
JIM REED (W)	17	23.29%
DAVE HINKLEY (W)	1	1.37%
RICH BUTTON (W)	0	0%
JAMES CANFIELD (W)	2	2.74%
CURT BLEWITT (W)	12	16.44%
JAN REED (W)	1	1.37%
KURT BLEWIT (W)	1	1.37%
J REED (W)	1	1.37%
CAROLYN PACCIO (W)	1	1.37%
JISHUA WEAVER (W)	1	1.37%
JOSHUA WEAVER (W)	1	1.37%
CURTIS C ROSS (W)	1	1.37%
ADAM KOVALCHICK (W)	1	1.37%
SCOTT GAYLORD (W)	1	1.37%
KRIS LESJACK (W)	1	1.37%
REED MULLEN (W)	0	0%
HOLLY HASKELL (W)	0	0%
DENNIS SILVER (W)	0	0%
SUSAN FISHER (W)	0	0%
DANELLE HINKLEY (W)	0	0%
FRAN WOREN (W)	0	0%
JEN BRANT (W)	0	0%
RICHARD BUTTON (W)	2	2.74%
JIM CANFIELD (W)	10	13.70%
Write-in	0	0%

Election Summary Report
 SUSQUEHANNA COUNTY, PA
 MUNICIPAL PRIMARY ELECTION
 MAY 18, 2021
 RESULTS
 OFFICIAL RESULTS

Date: 5/26/2021
 Time: 3:07:32 PM PDT
 Page 71/110

Registered Voters 26,575 - Total Ballots 7,703 : 28.99%

41 of 41 Precincts Reporting 100.00%

GREAT BEND TWP AUDITOR 6 YEAR (REPUBLICAN)		
Number of Precincts	1	
Precincts Reporting	1	100.00%
Vote For 1		
Total Votes	19	

WRITE-IN (W)	4	21.05%
TIM CARPENTER (W)	1	5.26%
REED MULLEN (W)	2	10.53%
HOLLY HASKELL (W)	1	5.26%
DANELLE HINKLEY (W)	3	15.79%
FRAN WOREN (W)	1	5.26%
JENNIFER BRANT (W)	1	5.26%
JOSHUA WEAVER (W)	1	5.26%
JENNIFER WEAVER (W)	1	5.26%
DANIELLE HINKLEY (W)	1	5.26%
DENNIS SILVER (W)	1	5.26%
DANEILLE HINKLEY (W)	1	5.26%
SUSAN FISHER (W)	1	5.26%
Write-in	0	0%

GREAT BEND TWP AUDITOR 2 YEAR (REPUBLICAN)		
Number of Precincts	1	
Precincts Reporting	1	100.00%
Vote For 1		
Total Votes	11	

WRITE-IN (W)	4	36.36%
JENNIFER BRANT (W)	1	9.09%
JOSHUA WEAVER (W)	2	18.18%
DANELLE HINKLEY (W)	2	18.18%
JILL MULLEN (W)	1	9.09%
SHAWN BURNS (W)	1	9.09%
Write-in	0	0%

GREAT BEND TWP TAX COLLECTOR (REPUBLICAN)		
Number of Precincts	1	
Precincts Reporting	1	100.00%
Vote For 1		
Total Votes	216	

SHEILA L GUINAN	207	95.83%
WRITE-IN (W)	0	0%
BETSY OMALLEY (W)	1	0.46%
MONICA WAYMAN (W)	1	0.46%
HOLLY HASKELL (W)	1	0.46%
DANELLE HINKLEY (W)	2	0.93%
DON BLISS (W)	1	0.46%
JIM CANFIELD (W)	1	0.46%
JENNIFER BRANT (W)	1	0.46%
JOSHUA WEAVER (W)	1	0.46%
Write-in	0	0%

GREAT BEND TWP AUDITOR 4 YEAR (REPUBLICAN)		
Number of Precincts	1	
Precincts Reporting	1	100.00%
Vote For 1		
Total Votes	14	

WRITE-IN (W)	4	28.57%
TIM FRANTZ (W)	1	7.14%
MARCI SQUIER (W)	2	14.29%
GARY HASKELL (W)	1	7.14%
JENNIFER BRANT (W)	1	7.14%
JOSHUA WEAVER (W)	2	14.29%
DANELLE HINKLEY (W)	2	14.29%
DONALD FISHER (W)	1	7.14%
Write-in	0	0%

Election Summary Report
 SUSQUEHANNA COUNTY, PA
 MUNICIPAL PRIMARY ELECTION
 MAY 18, 2021
 RESULTS
 OFFICIAL RESULTS

Date: 5/26/2021
 Time: 3:07:32 PM PDT
 Page 72/110

Registered Voters 26,575 - Total Ballots 7,703 : 28.99%

41 of 41 Precincts Reporting 100.00%

GREAT BEND TWP CONSTABLE (REPUBLICAN)		
Number of Precincts	1	
Precincts Reporting	1	100.00%
Vote For 1		
Total Votes	213	
DENNIS L SILVER	211	99.06%
WRITE-IN (W)	0	0%
DON (W)	1	0.47%
JENNIFER BRANT (W)	0	0%
JOSHUA WEAVER (W)	1	0.47%
Write-in	0	0%

GREAT BEND TWP JUDGE OF ELECTION (REPUBLICAN)		
Number of Precincts	1	
Precincts Reporting	1	100.00%
Vote For 1		
Total Votes	13	
WRITE-IN (W)	3	23.08%
KAREN SINNETT (W)	1	7.69%
JULIE GALLAGHER (W)	2	15.38%
DIANE WILLIAMS (W)	1	7.69%
JOHN BRANT (W)	1	7.69%
JOSHUA WEAVER (W)	2	15.38%
CAITLIN HINKLEY (W)	1	7.69%
ERVING C ROSS (W)	1	7.69%
CARISSA O CONNOR (W)	1	7.69%
Write-in	0	0%

GREAT BEND TWP INSPECTOR OF ELECTION (REPUBLICAN)		
Number of Precincts	1	
Precincts Reporting	1	100.00%
Vote For 1		
Total Votes	221	
KAREN L SINNETT	220	99.55%
WRITE-IN (W)	0	0%
DIANE WILLIAMS (W)	0	0%
JOSHUA WEAVER (W)	1	0.45%
Write-in	0	0%

HALLSTEAD MAYOR (REPUBLICAN)		
Number of Precincts	1	
Precincts Reporting	1	100.00%
Vote For 1		
Total Votes	17	
WRITE-IN (W)	1	5.88%
TOM LA MONT (W)	1	5.88%
SHAWN ISBY (W)	3	17.65%
ANGIE HALL (W)	1	5.88%
ANGIE ZICK (W)	1	5.88%
PAT DALY (W)	0	0%
ANGELA ZICK (W)	2	11.76%
JOHN KELLEHER (W)	2	11.76%
ERNEST BENJAMIN (W)	1	5.88%
ALAN HALL (W)	1	5.88%
DAVID BRANNING (W)	1	5.88%
JOSH SINGER (W)	2	11.76%
MARGO BENJAMIN (W)	1	5.88%
Write-in	0	0%

HALLSTEAD COUNCILMAN (REPUBLICAN)		
Number of Precincts	1	
Precincts Reporting	1	100.00%
Vote For 4		
Total Votes	16	
WRITE-IN (W)	1	6.25%
JOHN KELLEHER (W)	2	12.50%
SEAN MORRIS (W)	1	6.25%
KYLE FALKENBURG (W)	1	6.25%
ERNEST BENJAMIN (W)	1	6.25%
PHIL TOMPKINS (W)	1	6.25%
MARK FINLEY (W)	1	6.25%
ALLEN DAVIS (W)	1	6.25%
TIMOTHY BURNETT (W)	1	6.25%
RON MAIDA (W)	1	6.25%
FRED FARREL (W)	0	0%
FRED FERREL (W)	1	6.25%
NICKOLAS BURGESS (W)	1	6.25%
LAURA BROWN BONNER (W)	1	6.25%
Write-in	2	12.50%

Election Summary Report
 SUSQUEHANNA COUNTY, PA
 MUNICIPAL PRIMARY ELECTION
 MAY 18, 2021
 RESULTS
 OFFICIAL RESULTS

Date: 5/26/2021
 Time: 3:07:32 PM PDT
 Page 73/110

Registered Voters 26,575 - Total Ballots 7,703 : 28.99%

41 of 41 Precincts Reporting 100.00%

HALLSTEAD AUDITOR 6 YEAR (REPUBLICAN)		
Number of Precincts	1	
Precincts Reporting	1	100.00%
Vote For 1		
Total Votes	3	
WRITE-IN (W)	0	0%
JOHN MANCHESTER (W)	1	33.33%
MARGO BENJAMIN (W)	1	33.33%
JACKIE HALUSKI (W)	1	33.33%
Write-in	0	0%

HALLSTEAD TAX COLLECTOR (REPUBLICAN)		
Number of Precincts	1	
Precincts Reporting	1	100.00%
Vote For 1		
Total Votes	79	
KRISTINE MORRIS	79	100.00%
WRITE-IN (W)	0	0%
Write-in	0	0%

HALLSTEAD AUDITOR 4 YEAR (REPUBLICAN)		
Number of Precincts	1	
Precincts Reporting	1	100.00%
Vote For 1		
Total Votes	2	
WRITE-IN (W)	0	0%
JOHN MANCHESTER (W)	1	50.00%
ROBIN FINLEY (W)	1	50.00%
Write-in	0	0%

HALLSTEAD CONSTABLE (REPUBLICAN)		
Number of Precincts	1	
Precincts Reporting	1	100.00%
Vote For 1		
Total Votes	79	
KEVIN J WALSH	78	98.73%
WRITE-IN (W)	1	1.27%
Write-in	0	0%

HALLSTEAD AUDITOR 2 YEAR (REPUBLICAN)		
Number of Precincts	1	
Precincts Reporting	1	100.00%
Vote For 1		
Total Votes	3	
WRITE-IN (W)	0	0%
JOHN MANCHESTER (W)	0	0%
LINDA ROOD (W)	1	33.33%
BETTY TOMPKINS (W)	1	33.33%
RON MAIDA (W)	1	33.33%
Write-in	0	0%

HALLSTEAD JUDGE OF ELECTION (REPUBLICAN)		
Number of Precincts	1	
Precincts Reporting	1	100.00%
Vote For 1		
Total Votes	4	
WRITE-IN (W)	0	0%
TIMOTHY BURNETT (W)	1	25.00%
JOHN MANCHESTER (W)	1	25.00%
NICKOLAS BURGESS (W)	1	25.00%
JODI CORDNER (W)	1	25.00%
Write-in	0	0%

Election Summary Report
 SUSQUEHANNA COUNTY, PA
 MUNICIPAL PRIMARY ELECTION
 MAY 18, 2021
 RESULTS
 OFFICIAL RESULTS

Date: 5/26/2021
 Time: 3:07:32 PM PDT
 Page 74/110

Registered Voters 26,575 - Total Ballots 7,703 : 28.99%

41 of 41 Precincts Reporting 100.00%

HALLSTEAD INSPECTOR OF ELECTION (REPUBLICAN)		
Number of Precincts	1	
Precincts Reporting	1	100.00%
Vote For 1		
Total Votes	4	
WRITE-IN (W)	0	0%
JOHN MANCHESTER (W)	2	50.00%
JACKIE HALSKI (W)	1	25.00%
IRENE MCARTHY (W)	0	0%
IRENE MCCARTHY (W)	1	25.00%
Write-in	0	0%

HARFORD AUDITOR 6 YEAR (REPUBLICAN)		
Number of Precincts	1	
Precincts Reporting	1	100.00%
Vote For 1		
Total Votes	238	
CONNIE BREESE	227	95.38%
WRITE-IN (W)	0	0%
SHARON DECKER (W)	8	3.36%
BARNEY WILKINS (W)	0	0%
DONALD TRUMP (W)	0	0%
DONALD J TRUMP (W)	0	0%
SHARON D ECKER (W)	1	0.42%
ROBERT FISCHER (W)	1	0.42%
Write-in	1	0.42%

HARFORD SUPERVISOR (REPUBLICAN)		
Number of Precincts	1	
Precincts Reporting	1	100.00%
Vote For 1		
Total Votes	176	
WRITE-IN (W)	3	1.70%
DUSTIN WALKER (W)	142	80.68%
CONNIE BREEZE (W)	2	1.14%
MICHELLE ESTABROOK (W)	0	0%
BARNEY WILKINS (W)	1	0.57%
TED PETROCHKO (W)	3	1.70%
HOLLIS ADAMS (W)	1	0.57%
JIM PHELPS (W)	1	0.57%
DUSTIN J WALKER (W)	5	2.84%
DSTIN WALKER (W)	2	1.14%
DSTIN J WALKER (W)	1	0.57%
LANCE BENEDICT (W)	2	1.14%
ADAM BRIGGS (W)	1	0.57%
KYLE PAYNE (W)	1	0.57%
ROBERT FISHER (W)	1	0.57%
JEFF SMITH (W)	1	0.57%
GARRY FOLTZ (W)	2	1.14%
DUSTON WALKER (W)	1	0.57%
DDUSTIN WALKER (W)	1	0.57%
TIM THOMAS (W)	1	0.57%
Write-in	4	2.27%

HARFORD AUDITOR 4 YEAR (REPUBLICAN)		
Number of Precincts	1	
Precincts Reporting	1	100.00%
Vote For 1		
Total Votes	171	
WRITE-IN (W)	3	1.75%
SHARON DECKER (W)	152	88.89%
SHAREN DECKER (W)	1	0.58%
BARNEY WILKINS (W)	1	0.58%
CONNIE BREESE (W)	7	4.09%
SHARAN DECKER (W)	1	0.58%
DUSTIN WALKER (W)	0	0%
C (W)	0	0%
SHARON (W)	1	0.58%
SHERRY DECKER (W)	1	0.58%
ROBB (W)	1	0.58%
SHARN DECKER (W)	1	0.58%
SHARIN DECKER (W)	1	0.58%
Write-in	1	0.58%

Election Summary Report
 SUSQUEHANNA COUNTY, PA
 MUNICIPAL PRIMARY ELECTION
 MAY 18, 2021
 RESULTS
 OFFICIAL RESULTS

Date: 5/26/2021
 Time: 3:07:32 PM PDT
 Page 75/110

Registered Voters 26,575 - Total Ballots 7,703 : 28.99%

41 of 41 Precincts Reporting 100.00%

HARFORD TAX COLLECTOR (REPUBLICAN)		
Number of Precincts	1	
Precincts Reporting	1	100.00%
Vote For 1		
Total Votes	247	
JESSICA MILLER	246	99.60%
WRITE-IN (W)	0	0%
BARNEY WILKINS (W)	0	0%
CHRIS SHUSTER (W)	1	0.40%
Write-in	0	0%

HARFORD JUDGE OF ELECTION (REPUBLICAN)		
Number of Precincts	1	
Precincts Reporting	1	100.00%
Vote For 1		
Total Votes	184	
WRITE-IN (W)	2	1.09%
ROBERT FISHER (W)	169	91.85%
BARNEY WILKINS (W)	1	0.54%
ROBERT (W)	1	0.54%
TIM FISHER (W)	1	0.54%
ROBER FISHER (W)	1	0.54%
RROBERT FISHER (W)	1	0.54%
ROBBY FISHER (W)	1	0.54%
ROBERT FI SHER (W)	1	0.54%
ROBIE FISHER (W)	1	0.54%
ALVERNA GOW (W)	1	0.54%
ROBERTFISHER (W)	1	0.54%
ROBERT FISHE R (W)	1	0.54%
Write-in	2	1.09%

HARFORD INSPECTOR OF ELECTION (REPUBLICAN)		
Number of Precincts	1	
Precincts Reporting	1	100.00%
Vote For 1		
Total Votes	176	
WRITE-IN (W)	4	2.27%
ALVERNA GOW (W)	151	85.80%
ALVERA GOW (W)	2	1.14%
ROBERT FISHER (W)	4	2.27%
BARNEY WILKINS (W)	1	0.57%
AVERA GOW (W)	1	0.57%
ALVERN GOW (W)	1	0.57%
THOMAS MANLEY (W)	1	0.57%
ALICE ARCHER (W)	2	1.14%
ALOERNA GOW (W)	1	0.57%
D (W)	0	0%
ALVERNAGOW (W)	1	0.57%
MAUREEN (W)	0	0%
MAREEN (W)	1	0.57%
ROBERT FISER (W)	1	0.57%
HELEN WARREN (W)	1	0.57%
ALVERNA GROW (W)	1	0.57%
AVERNA GOW (W)	1	0.57%
Write-in	2	1.14%

HARMONY SUPERVISOR (REPUBLICAN)		
Number of Precincts	1	
Precincts Reporting	1	100.00%
Vote For 1		
Total Votes	72	
DARWIN R GREENE	45	62.50%
ROBERT STRONG	23	31.94%
WRITE-IN (W)	0	0%
DUSTIN WALKER (W)	0	0%
DAVE YEAKEL (W)	2	2.78%
DAVID YEAKEL (W)	2	2.78%
Write-in	0	0%

Election Summary Report
 SUSQUEHANNA COUNTY, PA
 MUNICIPAL PRIMARY ELECTION
 MAY 18, 2021
 RESULTS
 OFFICIAL RESULTS

Date: 5/26/2021
 Time: 3:07:32 PM PDT
 Page 76/110

Registered Voters 26,575 - Total Ballots 7,703 : 28.99%

41 of 41 Precincts Reporting 100.00%

**HARMONY AUDITOR
 (REPUBLICAN)**

Number of Precincts	1	
Precincts Reporting	1	100.00%
Vote For 1		
Total Votes	12	

WRITE-IN (W)	0	0%
GARY KERNAN (W)	1	8.33%
LINDA COOK (W)	5	41.67%
ROBINSON STRONG (W)	1	8.33%
JOHN KUKOWSKI (W)	2	16.67%
LLINDACOOK (W)	1	8.33%
MERRIL MILLER (W)	1	8.33%
T J HELLER (W)	1	8.33%
LEEANNA ZEMBRZYCKI (W)	0	0%
Write-in	0	0%

**HARMONY CONSTABLE
 (REPUBLICAN)**

Number of Precincts	1	
Precincts Reporting	1	100.00%
Vote For 1		
Total Votes	5	

WRITE-IN (W)	0	0%
DAVID FOX (W)	1	20.00%
CHRIS MILLER (W)	1	20.00%
JOHN ORD (W)	1	20.00%
MERRIL MILLER (W)	1	20.00%
JORDAN MEAD (W)	1	20.00%
Write-in	0	0%

**HARMONY JUDGE OF ELECTION
 (REPUBLICAN)**

Number of Precincts	1	
Precincts Reporting	1	100.00%
Vote For 1		
Total Votes	4	

WRITE-IN (W)	0	0%
DONNA DENNISTON (W)	1	25.00%
CARRIE HENRY (W)	1	25.00%
FRANK PRYBECK (W)	0	0%
CARRIE BEDNARZ (W)	1	25.00%
MERRIL MILLER (W)	1	25.00%
Write-in	0	0%

**HARMONY TAX COLLECTOR
 (REPUBLICAN)**

Number of Precincts	1	
Precincts Reporting	1	100.00%
Vote For 1		
Total Votes	65	

GARY KIERNAN	62	95.38%
WRITE-IN (W)	1	1.54%
KATHLEEN GRAUSGRUBER (W)	1	1.54%
GLENN MILLS (W)	1	1.54%
Write-in	0	0%

**HARMONY INSPECTOR OF ELECTION
 (REPUBLICAN)**

Number of Precincts	1	
Precincts Reporting	1	100.00%
Vote For 1		
Total Votes	6	

WRITE-IN (W)	0	0%
CARRIE HENRY (W)	3	50.00%
CARRIE HENREY (W)	1	16.67%
CARRIE BEDNARZ (W)	1	16.67%
MERRIL MILLER (W)	1	16.67%
Write-in	0	0%

Election Summary Report
 SUSQUEHANNA COUNTY, PA
 MUNICIPAL PRIMARY ELECTION
 MAY 18, 2021
 RESULTS
 OFFICIAL RESULTS

Date: 5/26/2021
 Time: 3:07:32 PM PDT
 Page 77/110

Registered Voters 26,575 - Total Ballots 7,703 : 28.99%

41 of 41 Precincts Reporting 100.00%

HERRICK SUPERVISOR (REPUBLICAN)		
Number of Precincts	1	
Precincts Reporting	1	100.00%
Vote For 1		
Total Votes	10	
WRITE-IN (W)	1	10.00%
NANCY HARVITINE (W)	4	40.00%
ELLIOT ROSS (W)	1	10.00%
STEVEN URSICH (W)	1	10.00%
JOSEPH G ROSSI (W)	1	10.00%
BRIAN ZEMBYCKI (W)	1	10.00%
STEPHEN URSICH (W)	1	10.00%
Write-in	0	0%

HERRICK TAX COLLECTOR (REPUBLICAN)		
Number of Precincts	1	
Precincts Reporting	1	100.00%
Vote For 1		
Total Votes	96	
JOSEPH SVECZ JR	96	100.00%
WRITE-IN (W)	0	0%
Write-in	0	0%

HERRICK AUDITOR 6 YEAR (REPUBLICAN)		
Number of Precincts	1	
Precincts Reporting	1	100.00%
Vote For 1		
Total Votes	5	
WRITE-IN (W)	0	0%
ANGELA VAUTER (W)	1	20.00%
MERRIL MILLER (W)	0	0%
MARGRET URSICH (W)	1	20.00%
B ELLIOT ROSS (W)	1	20.00%
LEEANNA ZEMBRZYCKI (W)	1	20.00%
STEPHEN URSICH (W)	1	20.00%
Write-in	0	0%

HERRICK JUDGE OF ELECTION (REPUBLICAN)		
Number of Precincts	1	
Precincts Reporting	1	100.00%
Vote For 1		
Total Votes	1	
WRITE-IN (W)	0	0%
DONALD BENNETT (W)	1	100.00%
Write-in	0	0%

HERRICK AUDITOR 4 YEAR (REPUBLICAN)		
Number of Precincts	1	
Precincts Reporting	1	100.00%
Vote For 1		
Total Votes	3	
WRITE-IN (W)	0	0%
JOHN REEDER (W)	1	33.33%
NANCY SMOYER (W)	1	33.33%
ANGELA VAUTER (W)	1	33.33%
Write-in	0	0%

HERRICK INSPECTOR OF ELECTION (REPUBLICAN)		
Number of Precincts	1	
Precincts Reporting	1	100.00%
Vote For 1		
Total Votes	3	
WRITE-IN (W)	0	0%
LINDA ZEINBRYSCKI (W)	1	33.33%
MARY REEDER (W)	1	33.33%
MARION BORICK (W)	1	33.33%
Write-in	0	0%

Election Summary Report
 SUSQUEHANNA COUNTY, PA
 MUNICIPAL PRIMARY ELECTION
 MAY 18, 2021
 RESULTS
 OFFICIAL RESULTS

Date: 5/26/2021
 Time: 3:07:32 PM PDT
 Page 78/110

Registered Voters 26,575 - Total Ballots 7,703 : 28.99%

41 of 41 Precincts Reporting 100.00%

HOP BOTTOM MAYOR (REPUBLICAN)		
Number of Precincts	1	
Precincts Reporting	1	100.00%
Vote For 1		
Total Votes	29	
WILLIAM BLACK	29	100.00%
WRITE-IN (W)	0	0%
STEVE SMITHBAUER (W)	0	0%
BARBARA BRADLEY (W)	0	0%
Write-in	0	0%

HOP BOTTOM CONSTABLE (REPUBLICAN)		
Number of Precincts	1	
Precincts Reporting	1	100.00%
Vote For 1		
Total Votes	4	
WRITE-IN (W)	0	0%
SARAH COREY (W)	1	25.00%
ERIK POTTER (W)	1	25.00%
FREDERICK T FRY (W)	1	25.00%
BILLY BLACK (W)	1	25.00%
Write-in	0	0%

HOP BOTTOM COUNCILMAN (REPUBLICAN)		
Number of Precincts	1	
Precincts Reporting	1	100.00%
Vote For 3		
Total Votes	60	
JOHN R KOSHINSKI	29	48.33%
JANICE K WEBSTER	27	45.00%
WRITE-IN (W)	0	0%
STEVE SMITHBAUER (W)	2	3.33%
DEBRA NORTON (W)	1	1.67%
TERRY ANDERSON (W)	1	1.67%
Write-in	0	0%

HOP BOTTOM JUDGE OF ELECTION (REPUBLICAN)		
Number of Precincts	1	
Precincts Reporting	1	100.00%
Vote For 1		
Total Votes	2	
WRITE-IN (W)	0	0%
TIMOTHY JOSEPH POTTER (W)	1	50.00%
TIMOTHY POTTER (W)	1	50.00%
Write-in	0	0%

HOP BOTTOM TAX COLLECTOR (REPUBLICAN)		
Number of Precincts	1	
Precincts Reporting	1	100.00%
Vote For 1		
Total Votes	13	
WRITE-IN (W)	0	0%
DORIS ANDERSON (W)	9	69.23%
DEE ANDERSON (W)	1	7.69%
BARBARA BRADLEY (W)	1	7.69%
DELORES ANDERSON (W)	1	7.69%
BONNIE BRADLEY (W)	1	7.69%
Write-in	0	0%

HOP BOTTOM INSPECTOR OF ELECTION (REPUBLICAN)		
Number of Precincts	1	
Precincts Reporting	1	100.00%
Vote For 1		
Total Votes	2	
WRITE-IN (W)	0	0%
ERIC STEPHEN POTTER (W)	1	50.00%
DONNA POTTER (W)	1	50.00%
Write-in	0	0%

Election Summary Report
 SUSQUEHANNA COUNTY, PA
 MUNICIPAL PRIMARY ELECTION
 MAY 18, 2021
 RESULTS
 OFFICIAL RESULTS

Date: 5/26/2021
 Time: 3:07:32 PM PDT
 Page 79/110

Registered Voters 26,575 - Total Ballots 7,703 : 28.99%

41 of 41 Precincts Reporting 100.00%

JACKSON SUPERVISOR (REPUBLICAN)		
Number of Precincts	1	
Precincts Reporting	1	100.00%
Vote For 1		
Total Votes	124	
KEVIN L CONKLIN	124	100.00%
WRITE-IN (W)	0	0%
Write-in	0	0%

JACKSON JUDGE OF ELECTION (REPUBLICAN)		
Number of Precincts	1	
Precincts Reporting	1	100.00%
Vote For 1		
Total Votes	119	
ELIZABETH M CIAVOLA	119	100.00%
WRITE-IN (W)	0	0%
Write-in	0	0%

JACKSON AUDITOR (REPUBLICAN)		
Number of Precincts	1	
Precincts Reporting	1	100.00%
Vote For 1		
Total Votes	14	
WRITE-IN (W)	1	7.14%
LOIS RICE (W)	4	28.57%
FRANCIS X OCONNOR (W)	4	28.57%
AANGIE JOINES (W)	1	7.14%
ANGIE JOINES (W)	1	7.14%
ALEXANDRA ALLEN (W)	1	7.14%
ELLE MAY LAUDE (W)	1	7.14%
FRANCIS OCONNOR (W)	1	7.14%
Write-in	0	0%

JACKSON INSPECTOR OF ELECTION (REPUBLICAN)		
Number of Precincts	1	
Precincts Reporting	1	100.00%
Vote For 1		
Total Votes	126	
CAROL CARPENTER	126	100.00%
WRITE-IN (W)	0	0%
Write-in	0	0%

JACKSON TAX COLLECTOR (REPUBLICAN)		
Number of Precincts	1	
Precincts Reporting	1	100.00%
Vote For 1		
Total Votes	128	
SUSAN L PEASE	128	100.00%
WRITE-IN (W)	0	0%
Write-in	0	0%

JESSUP SUPERVISOR (REPUBLICAN)		
Number of Precincts	1	
Precincts Reporting	1	100.00%
Vote For 1		
Total Votes	81	
BRUCE GRIFFIS	77	95.06%
WRITE-IN (W)	0	0%
CHARLES BUNNELL (W)	1	1.23%
DAN WANER (W)	1	1.23%
DENNIS BUNNELL (W)	1	1.23%
JOEL MAXEY (W)	1	1.23%
Write-in	0	0%

Election Summary Report
 SUSQUEHANNA COUNTY, PA
 MUNICIPAL PRIMARY ELECTION
 MAY 18, 2021
 RESULTS
 OFFICIAL RESULTS

Date: 5/26/2021
 Time: 3:07:32 PM PDT
 Page 80/110

Registered Voters 26,575 - Total Ballots 7,703 : 28.99%

41 of 41 Precincts Reporting 100.00%

JESSUP AUDITOR 6 YEAR (REPUBLICAN)		
Number of Precincts	1	
Precincts Reporting	1	100.00%
Vote For 1		
Total Votes	91	
PAMELA K LEWIS	91	100.00%
WRITE-IN (W)	0	0%
Write-in	0	0%

JESSUP AUDITOR 2 YEAR (REPUBLICAN)		
Number of Precincts	1	
Precincts Reporting	1	100.00%
Vote For 1		
Total Votes	90	
KRISTIN L ROSE	90	100.00%
WRITE-IN (W)	0	0%
Write-in	0	0%

JESSUP TAX COLLECTOR (REPUBLICAN)		
Number of Precincts	1	
Precincts Reporting	1	100.00%
Vote For 1		
Total Votes	92	
HUNTER A LEWIS	92	100.00%
WRITE-IN (W)	0	0%
HUNTER LEWIS (W)	0	0%
Write-in	0	0%

JESSUP CONSTABLE (REPUBLICAN)		
Number of Precincts	1	
Precincts Reporting	1	100.00%
Vote For 1		
Total Votes	7	
WRITE-IN (W)	1	14.29%
CHARLES BUNNELL (W)	1	14.29%
DENNIS BENNETT (W)	1	14.29%
JOSH OWENS (W)	1	14.29%
BILL HEWITT (W)	1	14.29%
KEVIN JOHNSON (W)	1	14.29%
JOSHUA OWENS (W)	1	14.29%
Write-in	0	0%

JESSUP JUDGE OF ELECTION (REPUBLICAN)		
Number of Precincts	1	
Precincts Reporting	1	100.00%
Vote For 1		
Total Votes	8	
WRITE-IN (W)	2	25.00%
CHARLES BUNNELL (W)	1	12.50%
MARY LOU WARNER (W)	1	12.50%
BROOK BENNETT (W)	1	12.50%
ISAAC HOBBS (W)	2	25.00%
BRENDA BENNETT (W)	1	12.50%
Write-in	0	0%

Election Summary Report
 SUSQUEHANNA COUNTY, PA
 MUNICIPAL PRIMARY ELECTION
 MAY 18, 2021
 RESULTS
 OFFICIAL RESULTS

Date: 5/26/2021
 Time: 3:07:32 PM PDT
 Page 81/110

Registered Voters 26,575 - Total Ballots 7,703 : 28.99%

41 of 41 Precincts Reporting 100.00%

JESSUP INSPECTOR OF ELECTION (REPUBLICAN)		
Number of Precincts	1	
Precincts Reporting	1	100.00%
Vote For 1		
Total Votes	9	
WRITE-IN (W)	2	22.22%
CHARLES BUNNELL (W)	1	11.11%
KAREN BLAISURE (W)	1	11.11%
LARURE LARRIE (W)	1	11.11%
RAYMOND MITCHELL (W)	2	22.22%
COLLEEN SCHAKE (W)	1	11.11%
BRENDA BENNETT (W)	1	11.11%
Write-in	0	0%

LANESBOROUGH TAX COLLECTOR (REPUBLICAN)		
Number of Precincts	1	
Precincts Reporting	1	100.00%
Vote For 1		
Total Votes	36	
BARBARA EDWARDS	36	100.00%
WRITE-IN (W)	0	0%
Write-in	0	0%

LANESBOROUGH MAYOR (REPUBLICAN)		
Number of Precincts	1	
Precincts Reporting	1	100.00%
Vote For 1		
Total Votes	38	
CHRISTOPHER J MABY	37	97.37%
WRITE-IN (W)	0	0%
DALE ROCKWELL (W)	1	2.63%
Write-in	0	0%

LANESBOROUGH CONSTABLE (REPUBLICAN)		
Number of Precincts	1	
Precincts Reporting	1	100.00%
Vote For 1		
Total Votes	35	
EDWARD G ARZOUIAN	35	100.00%
WRITE-IN (W)	0	0%
Write-in	0	0%

LANESBOROUGH COUNCILMAN (REPUBLICAN)		
Number of Precincts	1	
Precincts Reporting	1	100.00%
Vote For 3		
Total Votes	75	
DAVID GLIDDEN	32	42.67%
MICHAEL SELLITTO	35	46.67%
WRITE-IN (W)	0	0%
THOMAS NITTEROUR (W)	2	2.67%
TOM NITTERHOUR (W)	1	1.33%
ASHLEY DEPEW (W)	1	1.33%
DUSTIN BARTON (W)	1	1.33%
TOM NITTEREROUR (W)	2	2.67%
BRANDON GOW (W)	1	1.33%
Write-in	0	0%

LANESBOROUGH JUDGE OF ELECTION (REPUBLICAN)		
Number of Precincts	1	
Precincts Reporting	1	100.00%
Vote For 1		
Total Votes	38	
LISA BARTON	38	100.00%
WRITE-IN (W)	0	0%
Write-in	0	0%

LANESBOROUGH INSPECTOR OF ELECTION (REPUBLICAN)		
Number of Precincts	1	
Precincts Reporting	1	100.00%
Vote For 1		
Total Votes	36	
DONNA M GELATT	36	100.00%
WRITE-IN (W)	0	0%
Write-in	0	0%

Election Summary Report
 SUSQUEHANNA COUNTY, PA
 MUNICIPAL PRIMARY ELECTION
 MAY 18, 2021
 RESULTS
 OFFICIAL RESULTS

Date: 5/26/2021
 Time: 3:07:32 PM PDT
 Page 82/110

Registered Voters 26,575 - Total Ballots 7,703 : 28.99%

41 of 41 Precincts Reporting 100.00%

LATHROP SUPERVISOR 6 YEAR (REPUBLICAN)		
Number of Precincts	1	
Precincts Reporting	1	100.00%
Vote For 1		
Total Votes	31	
WRITE-IN (W)	0	0%
COREY LUTHOR (W)	1	3.23%
ELWOOD PHELPS (W)	21	67.74%
ELLWOOD PHELPS (W)	2	6.45%
ELWOOD PHELP (W)	1	3.23%
DONNA BRENNEMAN (W)	2	6.45%
DAVID PALMER (W)	1	3.23%
NATE FREEMAN (W)	1	3.23%
ELWOOD WILLIAMS (W)	1	3.23%
ELWOOD PHILPS (W)	1	3.23%
Write-in	0	0%

LATHROP AUDITOR (REPUBLICAN)		
Number of Precincts	1	
Precincts Reporting	1	100.00%
Vote For 1		
Total Votes	47	
WRITE-IN (W)	0	0%
ELWOOD WOODY WILLIAMS (W)	4	8.51%
ELWOOD WILLIAMS (W)	33	70.21%
JACKIE FRANTZ (W)	1	2.13%
ELLWOOD WILLIAMS (W)	3	6.38%
ELWOODWILLIAMS (W)	1	2.13%
LIANNE GLEMBOSKI (W)	1	2.13%
KIM BODE (W)	1	2.13%
NATE FREEMAN (W)	1	2.13%
ELMORE WILLIAMS (W)	1	2.13%
WOODY WILLIAMS (W)	1	2.13%
Write-in	0	0%

LATHROP SUPERVISOR 4 YEAR (REPUBLICAN)		
Number of Precincts	1	
Precincts Reporting	1	100.00%
Vote For 1		
Total Votes	88	
DONNA BRENNEMAN	88	100.00%
WRITE-IN (W)	0	0%
NATE FREEMAN (W)	0	0%
Write-in	0	0%

LATHROP TAX COLLECTOR (REPUBLICAN)		
Number of Precincts	1	
Precincts Reporting	1	100.00%
Vote For 1		
Total Votes	46	
WRITE-IN (W)	0	0%
THEMLA FAYE WILLIAMS (W)	11	23.91%
THELMA WILLIAMS (W)	20	43.48%
FAY WILLIAMS (W)	5	10.87%
THEMA WILLIAMS (W)	1	2.17%
T FAYE WILLIAMS (W)	2	4.35%
NATE FREEMAN (W)	1	2.17%
THELMA FAYE WILLIAS (W)	1	2.17%
T FAY WILLIAMS (W)	1	2.17%
BQRBARA ROBBINS (W)	1	2.17%
THELMA F WILLIAMS (W)	1	2.17%
THELMA FAYE WILLIAMS (W)	2	4.35%
Write-in	0	0%

Election Summary Report
 SUSQUEHANNA COUNTY, PA
 MUNICIPAL PRIMARY ELECTION
 MAY 18, 2021
 RESULTS
 OFFICIAL RESULTS

Date: 5/26/2021
 Time: 3:07:32 PM PDT
 Page 83/110

Registered Voters 26,575 - Total Ballots 7,703 : 28.99%

41 of 41 Precincts Reporting 100.00%

**LATHROP CONSTABLE
 (REPUBLICAN)**

Number of Precincts 1
 Precincts Reporting 1 100.00%
 Vote For 1
 Total Votes 45

WRITE-IN (W) 0 0%
 JIM GLEMBOSKI (W) 20 44.44%
 JAMES GLEMBOSKI (W) 22 48.89%
 JIM GLEMBOSKI (W) 1 2.22%
 JIM GLEMBOSKI (W) 1 2.22%
 NATE FREEMAN (W) 1 2.22%
 Write-in 0 0%

**LATHROP JUDGE OF ELECTION
 (REPUBLICAN)**

Number of Precincts 1
 Precincts Reporting 1 100.00%
 Vote For 1
 Total Votes 46

WRITE-IN (W) 0 0%
 BRENDA WILLIAMS (W) 2 4.35%
 BRENDA WALTER (W) 39 84.78%
 BRENDA WALTERS (W) 3 6.52%
 BRENDA WALKER (W) 1 2.17%
 NATE FREEMAN (W) 1 2.17%
 Write-in 0 0%

**LATHROP INSPECTOR OF ELECTION
 (REPUBLICAN)**

Number of Precincts 1
 Precincts Reporting 1 100.00%
 Vote For 1
 Total Votes 40

WRITE-IN (W) 0 0%
 LIANNE GLEMBOSKI (W) 24 60.00%
 LAINNE GLEMBOSKI (W) 4 10.00%
 BRENDA GLEMBOSKI (W) 1 2.50%
 MONICA TURNER (W) 5 12.50%
 LIANNE GLEMBOSKI (W) 1 2.50%
 LIANNA GLEMBOSKI (W) 2 5.00%
 NATE FREEMAN (W) 1 2.50%
 LIANNE GLEMBOSKI (W) 1 2.50%
 LIANE GLEMBOSKI (W) 1 2.50%
 Write-in 0 0%

**LENOX SUPERVISOR
 (REPUBLICAN)**

Number of Precincts 1
 Precincts Reporting 1 100.00%
 Vote For 1
 Total Votes 209

JAMES TAYLOR 198 94.74%
 WRITE-IN (W) 0 0%
 BART JERAULD (W) 1 0.48%
 JOHN WITIAK (W) 5 2.39%
 WILL HARVATINE (W) 1 0.48%
 BRIAN WHITE (W) 1 0.48%
 ART COMPTON (W) 1 0.48%
 DAVID LITTLE (W) 1 0.48%
 RICK WIEDA (W) 1 0.48%
 Write-in 0 0%

Registered Voters 26,575 - Total Ballots 7,703 : 28.99%

41 of 41 Precincts Reporting 100.00%

LENEX AUDITOR 6 YEAR (REPUBLICAN)	
Number of Precincts	1
Precincts Reporting	1
Vote For 1	24
Total Votes	24
WRITE-IN (W)	0
GENE A FRANKLIN (W)	4.17%
LUKAS TAYLOR (W)	0%
EDMUND ROBERT POPLAWSKI	4.17%
JR (W)	0%
ALICIA CLARKE (W)	4.17%
ALISHA CLARKE (W)	8
ALYSA (W)	4.17%
MELISSA SCHNIEDER (W)	4.17%
ALISHA KLARKE (W)	20.83%
SHARON DECKER (W)	4.17%
LEON ALLEN (W)	4.17%
KIM SWAN (W)	4.17%
MELISSA SYNDER (W)	4.17%
ALICIA KLARKE (W)	4.17%
KEVIN HAWM (W)	4.17%
WRITE-IN	0

LENEX AUDITOR 4 YEAR (REPUBLICAN)	
Number of Precincts	1
Precincts Reporting	1
Vote For 1	20
Total Votes	20
WRITE-IN (W)	5.00%
GENE A FRANKLIN (W)	5.00%
MELISSA SCHNIEDER (W)	8
SHERIN DEPEW (W)	5.00%
BETH L RESSEGUIE (W)	5.00%
ALISHA CLARKE (W)	5.00%
MELISSA SCHNEIR (W)	5.00%
MELISSA SNYDER (W)	5.00%
MELISSA SCHNIDER (W)	10.00%
KAT FLYNN (W)	5.00%
NICOLE MCHUGH (W)	5.00%
DAVE WELLS (W)	5.00%
WRITE-IN	0

LENEX AUDITOR 2 YEAR (REPUBLICAN)	
Number of Precincts	1
Precincts Reporting	1
Vote For 1	189
Total Votes	189
THERESA ANN PRICE	187
WRITE-IN (W)	0
MIKE SWAN (W)	0.53%
TRESSA BLANK (W)	0.53%
WRITE-IN	0

LENEX TAX COLLECTOR (REPUBLICAN)	
Number of Precincts	1
Precincts Reporting	1
Vote For 1	205
Total Votes	205
CHRISTINE HENKE	204
WRITE-IN (W)	0
NICOLE MCHUGH (W)	0.49%
WRITE-IN	0

LENEX CONSTABLE (REPUBLICAN)	
Number of Precincts	1
Precincts Reporting	1
Vote For 1	20
Total Votes	20
WRITE-IN (W)	5.00%
LUKAS TAYLOR (W)	2
LUKAS TAYLOR (W)	10.00%
LUCAS TAYLOR (W)	13
JIM CUMMINGS (W)	5.00%
DAVID SCHWICK (W)	5.00%
NICOLE MCHUGH (W)	5.00%
DSCHWICK (W)	5.00%
WRITE-IN	0

Election Summary Report
 SUSQUEHANNA COUNTY, PA
 MUNICIPAL PRIMARY ELECTION
 MAY 18, 2021
 RESULTS
 OFFICIAL RESULTS

Date: 5/26/2021
 Time: 3:07:32 PM PDT
 Page 85/110

Registered Voters 26,575 - Total Ballots 7,703 : 28.99%

41 of 41 Precincts Reporting 100.00%

LENOX JUDGE OF ELECTION (REPUBLICAN)		
Number of Precincts	1	
Precincts Reporting	1	100.00%
Vote For 1		
Total Votes	23	
WRITE-IN (W)	1	4.35%
STELLA JERAULD (W)	11	47.83%
SAM (W)	1	4.35%
ANNE ROGERS (W)	0	0%
ANN ROGERS (W)	3	13.04%
DEBBIE CERNYAK (W)	1	4.35%
STELLA JARLUD (W)	1	4.35%
DAVID BRAINARD (W)	1	4.35%
STELLA JERALD (W)	1	4.35%
LEVI RANSOM (W)	1	4.35%
DEBBIE CYRNIK (W)	1	4.35%
STELLA JERARLD (W)	1	4.35%
Write-in	0	0%

LIBERTY SUPERVISOR (REPUBLICAN)		
Number of Precincts	1	
Precincts Reporting	1	100.00%
Vote For 1		
Total Votes	127	
DAVID BAILEY	122	96.06%
WRITE-IN (W)	1	0.79%
LORI RAUB (W)	3	2.36%
STEPHEN ROE (W)	1	0.79%
Write-in	0	0%

LIBERTY AUDITOR (REPUBLICAN)		
Number of Precincts	1	
Precincts Reporting	1	100.00%
Vote For 1		
Total Votes	8	
WRITE-IN (W)	1	12.50%
CRAIG ROE (W)	1	12.50%
DAVE MITCHEL (W)	1	12.50%
BARB BARNHART (W)	1	12.50%
LORI RAUB (W)	1	12.50%
MART JOHNSON (W)	1	12.50%
KATELYN ROE (W)	1	12.50%
Write-in	1	12.50%

LENOX INSPECTOR OF ELECTION (REPUBLICAN)		
Number of Precincts	1	
Precincts Reporting	1	100.00%
Vote For 1		
Total Votes	20	
WRITE-IN (W)	1	5.00%
ANNE ROGERS (W)	1	5.00%
ANN ROGERS (W)	11	55.00%
STELLA JERAULD (W)	2	10.00%
DEBORAH CERYNIK (W)	1	5.00%
LEVI RANSOM (W)	1	5.00%
ANN (W)	1	5.00%
DEBORAH L CERYNIK (W)	1	5.00%
NICOLE MCHUGH (W)	1	5.00%
Write-in	0	0%

LIBERTY TAX COLLECTOR (REPUBLICAN)		
Number of Precincts	1	
Precincts Reporting	1	100.00%
Vote For 1		
Total Votes	129	
ALICE L ROE	129	100.00%
WRITE-IN (W)	0	0%
Write-in	0	0%

Election Summary Report
 SUSQUEHANNA COUNTY, PA
 MUNICIPAL PRIMARY ELECTION
 MAY 18, 2021
 RESULTS
 OFFICIAL RESULTS

Date: 5/26/2021
 Time: 3:07:32 PM PDT
 Page 86/110

Registered Voters 26,575 - Total Ballots 7,703 : 28.99%

41 of 41 Precincts Reporting 100.00%

LIBERTY JUDGE OF ELECTION (REPUBLICAN)		
Number of Precincts	1	
Precincts Reporting	1	100.00%
Vote For 1		
Total Votes	122	
DENNIS A MAGARGAL	43	35.25%
STACEY KALECHITZ	79	64.75%
WRITE-IN (W)	0	0%
Write-in	0	0%

LIBERTY INSPECTOR OF ELECTION (REPUBLICAN)		
Number of Precincts	1	
Precincts Reporting	1	100.00%
Vote For 1		
Total Votes	120	
RACHEL R MAGARGAL	40	33.33%
CYNTHIA OLENIACZ	79	65.83%
WRITE-IN (W)	1	0.83%
Write-in	0	0%

LITTLE MDWS MAYOR (REPUBLICAN)		
Number of Precincts	1	
Precincts Reporting	1	100.00%
Vote For 1		
Total Votes	36	
LISA L LEHR KLEIN	33	91.67%
WRITE-IN (W)	0	0%
JEFF KUHR (W)	2	5.56%
BURT BALDWIN (W)	1	2.78%
Write-in	0	0%

LITTLE MDWS COUNCILMAN (REPUBLICAN)		
Number of Precincts	1	
Precincts Reporting	1	100.00%
Vote For 3		
Total Votes	58	
MARY ELLEN CARMODY	29	50.00%
WRITE-IN (W)	0	0%
JOHN SORBER (W)	2	3.45%
LOUIS TOMCHICK (W)	7	12.07%
DANIEL PURTELL (W)	1	1.72%
DAN PURTELL (W)	1	1.72%
JEFF KUHR (W)	7	12.07%
CASEY ROAN (W)	3	5.17%
DONALD ULMER (W)	3	5.17%
JACK SORBER (W)	1	1.72%
Write-in	4	6.90%

LITTLE MDWS AUDITOR 6 YEAR (REPUBLICAN)		
Number of Precincts	1	
Precincts Reporting	1	100.00%
Vote For 1		
Total Votes	6	
WRITE-IN (W)	0	0%
SHERYL PURTELL (W)	2	33.33%
PAUL KING (W)	1	16.67%
LOUIS TOMCHICK (W)	2	33.33%
KEN RICHTER (W)	1	16.67%
Write-in	0	0%

Election Summary Report
 SUSQUEHANNA COUNTY, PA
 MUNICIPAL PRIMARY ELECTION
 MAY 18, 2021
 RESULTS
 OFFICIAL RESULTS

Date: 5/26/2021
 Time: 3:07:32 PM PDT
 Page 87/110

Registered Voters 26,575 - Total Ballots 7,703 : 28.99%

41 of 41 Precincts Reporting 100.00%

LITTLE MDWS AUDITOR 2 YEAR (REPUBLICAN)		
Number of Precincts	1	
Precincts Reporting	1	100.00%
Vote For 1		
Total Votes	5	
WRITE-IN (W)	0	0%
MARY SHAUGHNESSEY (W)	1	20.00%
SHERYL PURTELL (W)	0	0%
JOYCE SHAUGHNESSY (W)	1	20.00%
DORENE TOMCHICK (W)	1	20.00%
KEN RICHTER (W)	1	20.00%
LOUIS TOMCHICK (W)	1	20.00%
Write-in	0	0%

LITTLE MDWS JUDGE OF ELECTION (REPUBLICAN)		
Number of Precincts	1	
Precincts Reporting	1	100.00%
Vote For 1		
Total Votes	7	
WRITE-IN (W)	0	0%
JOYCE BARNUM (W)	1	14.29%
DOREEN TOMCHICK (W)	1	14.29%
BURT BALDWIN (W)	4	57.14%
DONNA RICHTER (W)	1	14.29%
Write-in	0	0%

LITTLE MDWS TAX COLLECTOR (REPUBLICAN)		
Number of Precincts	1	
Precincts Reporting	1	100.00%
Vote For 1		
Total Votes	39	
CINDY L FASULO	39	100.00%
WRITE-IN (W)	0	0%
Write-in	0	0%

LITTLE MDWS INSPECTOR OF ELECTION (REPUBLICAN)		
Number of Precincts	1	
Precincts Reporting	1	100.00%
Vote For 1		
Total Votes	6	
WRITE-IN (W)	0	0%
PAMELA NEWBERRY (W)	2	33.33%
JOYCE BARNUM (W)	4	66.67%
Write-in	0	0%

LITTLE MDWS CONSTABLE (REPUBLICAN)		
Number of Precincts	1	
Precincts Reporting	1	100.00%
Vote For 1		
Total Votes	8	
WRITE-IN (W)	0	0%
KENNETH RICHTER (W)	2	25.00%
KEN RICHTER (W)	3	37.50%
JACK SORBER (W)	1	12.50%
LOUIS TOMCHICK (W)	2	25.00%
Write-in	0	0%

MIDDLETOWN SUPERVISOR (REPUBLICAN)		
Number of Precincts	1	
Precincts Reporting	1	100.00%
Vote For 2		
Total Votes	85	
JOSEPH CONBOY	69	81.18%
WRITE-IN (W)	0	0%
ROBERT DAVID CURLEY (W)	1	1.18%
ROBERT CURLEY (W)	0	0%
DAVID DUDOCK (W)	4	4.71%
JOSEPH CARPENTER (W)	1	1.18%
DAVID J DUDOCK (W)	5	5.88%
TRAVIS LONG (W)	1	1.18%
DAVID CURLEY (W)	3	3.53%
Write-in	1	1.18%

Election Summary Report
 SUSQUEHANNA COUNTY, PA
 MUNICIPAL PRIMARY ELECTION
 MAY 18, 2021
 RESULTS
 OFFICIAL RESULTS

Date: 5/26/2021
 Time: 3:07:32 PM PDT
 Page 88/110

Registered Voters 26,575 - Total Ballots 7,703 : 28.99%

41 of 41 Precincts Reporting 100.00%

MIDDLETOWN AUDITOR (REPUBLICAN)		
Number of Precincts	1	
Precincts Reporting	1	100.00%
Vote For 1		
Total Votes	69	
EILEEN DRAB	69	100.00%
WRITE-IN (W)	0	0%
Write-in	0	0%

MIDDLETOWN TAX COLLECTOR (REPUBLICAN)		
Number of Precincts	1	
Precincts Reporting	1	100.00%
Vote For 1		
Total Votes	73	
MARY KATHY LONG	73	100.00%
WRITE-IN (W)	0	0%
Write-in	0	0%

MIDDLETOWN JUDGE OF ELECTION (REPUBLICAN)		
Number of Precincts	1	
Precincts Reporting	1	100.00%
Vote For 1		
Total Votes	74	
CHRIS J SHADDUCK	74	100.00%
WRITE-IN (W)	0	0%
Write-in	0	0%

MIDDLETOWN INSPECTOR OF ELECTION (REPUBLICAN)		
Number of Precincts	1	
Precincts Reporting	1	100.00%
Vote For 1		
Total Votes	73	
PATTI L DUDOCK	65	89.04%
WRITE-IN (W)	0	0%
MARY CURLEY (W)	7	9.59%
MARY L CURLEY (W)	1	1.37%
DAVID DUDOCK (W)	0	0%
Write-in	0	0%

MONTROSE MAYOR (REPUBLICAN)		
Number of Precincts	2	
Precincts Reporting	2	100.00%
Vote For 1		
Total Votes	204	
THOMAS J LA MONT	199	97.55%
WRITE-IN (W)	1	0.49%
JAMES MCARTHY (W)	1	0.49%
ALLEN SMITH (W)	1	0.49%
EDWARD HERD (W)	1	0.49%
DAVID DARROW (W)	1	0.49%
Write-in	0	0%

Election Summary Report
 SUSQUEHANNA COUNTY, PA
 MUNICIPAL PRIMARY ELECTION
 MAY 18, 2021
 RESULTS
 OFFICIAL RESULTS

Date: 5/26/2021
 Time: 3:07:32 PM PDT
 Page 89/110

Registered Voters 26,575 - Total Ballots 7,703 : 28.99%

41 of 41 Precincts Reporting 100.00%

MONTROSE-1W COUNCILMAN (REPUBLICAN)		
Number of Precincts	1	
Precincts Reporting	1	100.00%
Vote For 3		
Total Votes	205	
RANDALL SCHUSTER	92	44.88%
TODD G CHAMBERLAIN	101	49.27%
WRITE-IN (W)	0	0%
ED PECKERWOOD (W)	1	0.49%
MICHAEL DIETRICH (W)	1	0.49%
DAVID DARROM (W)	1	0.49%
DENNIS HOLBROOK (W)	1	0.49%
GREG SHERMAN (W)	1	0.49%
DAVE KUROSKY (W)	1	0.49%
CRAIG RIEMEL (W)	1	0.49%
TOM FOLLERT (W)	1	0.49%
KEVIN PIETRIYK (W)	1	0.49%
BRIAN BACKER (W)	1	0.49%
SAM ARNOLD (W)	1	0.49%
STEVE HINDS (W)	1	0.49%
Write-in	0	0%

MONTROSE-2W COUNCILMAN 2 YEAR (REPUBLICAN)		
Number of Precincts	1	
Precincts Reporting	1	100.00%
Vote For 1		
Total Votes	12	
WRITE-IN (W)	0	0%
ED HERD (W)	3	25.00%
JOEL COOK (W)	1	8.33%
JACK TAYLOR (W)	1	8.33%
CADE MOONEY (W)	1	8.33%
MICHAEL KOSCELNAK (W)	1	8.33%
JASON BEARDSLEY (W)	1	8.33%
EDWARD HERD (W)	3	25.00%
RICHARD GRIFFITH (W)	1	8.33%
Write-in	0	0%

MONTROSE-2W COUNCILMAN 4 YEAR (REPUBLICAN)		
Number of Precincts	1	
Precincts Reporting	1	100.00%
Vote For 1		
Total Votes	95	
CRAIG REIMEL	92	96.84%
WRITE-IN (W)	0	0%
ED HERD (W)	2	2.11%
JASON BEARDSLEY (W)	0	0%
EDWARD HERD (W)	1	1.05%
Write-in	0	0%

MONTROSE TAX COLLECTOR (REPUBLICAN)		
Number of Precincts	2	
Precincts Reporting	2	100.00%
Vote For 1		
Total Votes	201	
GEORGE P STARZEC	153	76.12%
WRITE-IN (W)	0	0%
BESTSY OMALLEY (W)	5	2.49%
BETSY OMALLEY (W)	36	17.91%
OBETSY OMALLEY (W)	0	0%
OMALLEY (W)	1	0.50%
BESYBBSYOMLLY (W)	1	0.50%
BETSY MALLEY (W)	1	0.50%
BET SY OMALLEY (W)	1	0.50%
EDWARD HERD (W)	0	0%
BETSEY OMALLEY (W)	1	0.50%
Write-in	2	1.00%

Election Summary Report
 SUSQUEHANNA COUNTY, PA
 MUNICIPAL PRIMARY ELECTION
 MAY 18, 2021
 RESULTS
 OFFICIAL RESULTS

Date: 5/26/2021
 Time: 3:07:32 PM PDT
 Page 90/110

Registered Voters 26,575 - Total Ballots 7,703 : 28.99%

41 of 41 Precincts Reporting 100.00%

MONTROSE-1W JUDGE OF ELECTION (REPUBLICAN)		
Number of Precincts	1	
Precincts Reporting	1	100.00%
Vote For 1		
Total Votes	7	
WRITE-IN (W)	1	14.29%
TOM J LAMONT (W)	1	14.29%
KENDRA DARROW (W)	1	14.29%
KEN FOSTER (W)	1	14.29%
MARY JANE LONG (W)	1	14.29%
EDNA PASKOFF (W)	1	14.29%
Write-in	1	14.29%

MONTROSE-2W INSPECTOR OF ELECTION (REPUBLICAN)		
Number of Precincts	1	
Precincts Reporting	1	100.00%
Vote For 1		
Total Votes	9	
WRITE-IN (W)	1	11.11%
CYNTHIA GOODMAN (W)	2	22.22%
VICKI DRAKE (W)	1	11.11%
NANCY DOOLING (W)	1	11.11%
CADE MOONEY (W)	1	11.11%
PATRICK DALY (W)	1	11.11%
LORRAINE STANTON (W)	1	11.11%
COLLEEN TAYLOR (W)	1	11.11%
Write-in	0	0%

MONTROSE-1W INSPECTOR OF ELECTION (REPUBLICAN)		
Number of Precincts	1	
Precincts Reporting	1	100.00%
Vote For 1		
Total Votes	4	
WRITE-IN (W)	0	0%
DAVID DARROW (W)	1	25.00%
SAM ARNOLD (W)	1	25.00%
TANYA BEVILACQUA (W)	1	25.00%
Write-in	1	25.00%

NEW MILFORD BORO MAYOR (REPUBLICAN)		
Number of Precincts	1	
Precincts Reporting	1	100.00%
Vote For 1		
Total Votes	42	
WRITE-IN (W)	1	2.38%
SCOTT SMITH (W)	22	52.38%
GLENN WHITNEY (W)	4	9.52%
GLEN WHITNEY (W)	10	23.81%
SCOTT SITH (W)	1	2.38%
DONALD BUTTON (W)	1	2.38%
ERIK STONE (W)	2	4.76%
CHRIS WHITNEY (W)	1	2.38%
Write-in	0	0%

MONTROSE-2W JUDGE OF ELECTION (REPUBLICAN)		
Number of Precincts	1	
Precincts Reporting	1	100.00%
Vote For 1		
Total Votes	89	
KAREN R HINES-STANKIEWICZ	89	100.00%
WRITE-IN (W)	0	0%
Write-in	0	0%

Election Summary Report
 SUSQUEHANNA COUNTY, PA
 MUNICIPAL PRIMARY ELECTION
 MAY 18, 2021
 RESULTS
 OFFICIAL RESULTS

Date: 5/26/2021
 Time: 3:07:32 PM PDT
 Page 91/110

Registered Voters 26,575 - Total Ballots 7,703 : 28.99%

41 of 41 Precincts Reporting 100.00%

**NEW MILFORD BORO COUNCILMAN
 (REPUBLICAN)**

Number of Precincts 1
 Precincts Reporting 1 100.00%
 Vote For 4
 Total Votes 317

KERIN J WELCH	68	21.45%
ZACHARY K CONRAD	74	23.34%
LAWRENCE WHITE	82	25.87%
DONNA M COSMELLO	88	27.76%
WRITE-IN (W)	0	0%
DON BUTTON (W)	1	0.32%
SIMON FRAILEY (W)	2	0.63%
GLEN WHITNEY (W)	1	0.32%
SCOTT SMITH (W)	1	0.32%
Write-in	0	0%

**NEW MILFORD BORO JUDGE OF ELECTION
 (REPUBLICAN)**

Number of Precincts 1
 Precincts Reporting 1 100.00%
 Vote For 1
 Total Votes 9

WRITE-IN (W)	2	22.22%
LEROY WOLFE (W)	3	33.33%
SALLY CARR (W)	1	11.11%
VICKIE DRAKE (W)	1	11.11%
KAREN J GUDYKUNST (W)	1	11.11%
LEROY RUSSEL (W)	1	11.11%
Write-in	0	0%

**NEW MILFORD BORO TAX COLLECTOR
 (REPUBLICAN)**

Number of Precincts 1
 Precincts Reporting 1 100.00%
 Vote For 1
 Total Votes 96

KAREN J GUDYKUNST	96	100.00%
WRITE-IN (W)	0	0%
Write-in	0	0%

**NEW MILFORD BORO INSPECTOR OF ELECTION
 (REPUBLICAN)**

Number of Precincts 1
 Precincts Reporting 1 100.00%
 Vote For 1
 Total Votes 95

VICKI L DRAKE	95	100.00%
WRITE-IN (W)	0	0%
SALLY CARR (W)	0	0%
Write-in	0	0%

**NEW MILFORD BORO CONSTABLE
 (REPUBLICAN)**

Number of Precincts 1
 Precincts Reporting 1 100.00%
 Vote For 1
 Total Votes 7

WRITE-IN (W)	1	14.29%
BOB STARR (W)	1	14.29%
DON BUTTON (W)	1	14.29%
THOMAS GUDYKUNST (W)	2	28.57%
DAN WAGES (W)	1	14.29%
SCOTT SMITH (W)	1	14.29%
Write-in	0	0%

Registered Voters 26,575 - Total Ballots 7,703 : 28.99%

41 of 41 Precincts Reporting 100.00%

NEW MILFORD TWP SUPERVISOR (REPUBLICAN)	
Number of Precincts	1
Precincts Reporting	1 100.00%
Vote For 1	
Total Votes	17
WRITE-IN (W)	4 23.53%
SHANE DECKER (W)	1 5.88%
JACK CONROY (W)	2 11.76%
MIKE BAILEY (W)	1 5.88%
DONALD SHIBLEY (W)	1 5.88%
KEVIN CONKLIN (W)	2 11.76%
ERIC PETERS (W)	1 5.88%
TOM SCOTT (W)	1 5.88%
JOSEPH STANTON (W)	1 5.88%
PRESTON RALSTON (W)	1 5.88%
LUKE GORHAM (W)	1 5.88%
JOHN POST (W)	1 5.88%
Write-in	0 0%

NEW MILFORD TWP AUDITOR 6 YEAR (REPUBLICAN)	
Number of Precincts	1
Precincts Reporting	1 100.00%
Vote For 1	
Total Votes	10
WRITE-IN (W)	3 30.00%
BUZZ GULICK (W)	1 10.00%
FRANK X OCONNOR (W)	2 20.00%
ERIC PETERS (W)	1 10.00%
BECKY LEWIS (W)	1 10.00%
LUKE GORHAM (W)	1 10.00%
DEBBIE STALKER (W)	1 10.00%
Write-in	0 0%

NEW MILFORD TWP AUDITOR 2 YEAR (REPUBLICAN)	
Number of Precincts	1
Precincts Reporting	1 100.00%
Vote For 1	
Total Votes	7
WRITE-IN (W)	3 42.86%
FRANK X OCONNOR (W)	2 28.57%
ERIC PETERS (W)	1 14.29%
LUKE GORHAM (W)	1 14.29%
Write-in	0 0%

NEW MILFORD TWP TAX COLLECTOR (REPUBLICAN)	
Number of Precincts	1
Precincts Reporting	1 100.00%
Vote For 1	
Total Votes	200
AMY C HINE	194 97.00%
WRITE-IN (W)	4 2.00%
SUSAN PEASE (W)	2 1.00%
ERIC PETERS (W)	0 0%
Write-in	0 0%

NEW MILFORD TWP JUDGE OF ELECTION (REPUBLICAN)	
Number of Precincts	1
Precincts Reporting	1 100.00%
Vote For 1	
Total Votes	14
WRITE-IN (W)	3 21.43%
NICHOLAS KLEIN (W)	1 7.14%
ELIZABETH CIAVOLA (W)	2 14.29%
ERIC PETERS (W)	1 7.14%
CAROL SMITH (W)	1 7.14%
ANN GORHAM (W)	1 7.14%
CINDY ALLEN (W)	2 14.29%
LEGG (W)	1 7.14%
CYNDY ALLEN (W)	0 0%
CYNDI ALLEN (W)	1 7.14%
KEN BONDERANTE (W)	1 7.14%
Write-in	0 0%

Election Summary Report
 SUSQUEHANNA COUNTY, PA
 MUNICIPAL PRIMARY ELECTION
 MAY 18, 2021
 RESULTS
 OFFICIAL RESULTS

Date: 5/26/2021
 Time: 3:07:32 PM PDT
 Page 93/110

Registered Voters 26,575 - Total Ballots 7,703 : 28.99%

41 of 41 Precincts Reporting 100.00%

NEW MILFORD TWP INSPECTOR OF ELECTION (REPUBLICAN)		
Number of Precincts	1	
Precincts Reporting	1	100.00%
Vote For 1		
Total Votes	11	
WRITE-IN (W)	3	27.27%
NICHOLAS KLEIN (W)	1	9.09%
CAROL CARPENTER (W)	2	18.18%
ERIC PETERS (W)	1	9.09%
CAROL SMITH (W)	0	0%
CINDY ALLEN (W)	1	9.09%
CYNDY ALLEN (W)	1	9.09%
LORI YOUNG (W)	2	18.18%
Write-in	0	0%

OAKLAND BORO COUNCILMAN (REPUBLICAN)		
Number of Precincts	1	
Precincts Reporting	1	100.00%
Vote For 4		
Total Votes	69	
ROBERT PAUL MUITER	28	40.58%
VALERIE SENESE	26	37.68%
WRITE-IN (W)	0	0%
WENDY DUDLEY (W)	1	1.45%
CHRISTINA DEAKIN (W)	2	2.90%
RONALD BEAVAN (W)	1	1.45%
WILLIAM DEAKIN (W)	1	1.45%
DEB WHITE (W)	6	8.70%
DOUGLAS ARTER (W)	1	1.45%
BILL DEAKIN (W)	1	1.45%
MRK SHERMAN (W)	0	0%
MARK SHERMAN (W)	1	1.45%
BRIAN RHONE (W)	1	1.45%
Write-in	0	0%

OAKLAND BORO MAYOR (REPUBLICAN)		
Number of Precincts	1	
Precincts Reporting	1	100.00%
Vote For 1		
Total Votes	18	
WRITE-IN (W)	0	0%
RANDY GLOVER (W)	16	88.89%
RON BEAVAN (W)	1	5.56%
TIM RHONE (W)	0	0%
TIM ROE (W)	1	5.56%
Write-in	0	0%

OAKLAND BORO TAX COLLECTOR (REPUBLICAN)		
Number of Precincts	1	
Precincts Reporting	1	100.00%
Vote For 1		
Total Votes	34	
SUSAN ARTHUR	32	94.12%
WRITE-IN (W)	2	5.88%
Write-in	0	0%

OAKLAND BORO CONSTABLE (REPUBLICAN)		
Number of Precincts	1	
Precincts Reporting	1	100.00%
Vote For 1		
Total Votes	0	
WRITE-IN (W)	0	0%
Write-in	0	0%

Election Summary Report
 SUSQUEHANNA COUNTY, PA
 MUNICIPAL PRIMARY ELECTION
 MAY 18, 2021
 RESULTS
 OFFICIAL RESULTS

Date: 5/26/2021
 Time: 3:07:32 PM PDT
 Page 94/110

Registered Voters 26,575 - Total Ballots 7,703 : 28.99%

41 of 41 Precincts Reporting 100.00%

OAKLAND BORO JUDGE OF ELECTION (REPUBLICAN)		
Number of Precincts	1	
Precincts Reporting	1	100.00%
Vote For 1		
Total Votes	8	
WRITE-IN (W)	2	25.00%
CAROL TREVARTHAN (W)	6	75.00%
Write-in	0	0%

OAKLAND TWP AUDITOR 2 YEAR (REPUBLICAN)		
Number of Precincts	1	
Precincts Reporting	1	100.00%
Vote For 1		
Total Votes	1	
WRITE-IN (W)	0	0%
RICHARD GRAUSGRUBER (W)	1	100.00%
Write-in	0	0%

OAKLAND BORO INSPECTOR OF ELECTION (REPUBLICAN)		
Number of Precincts	1	
Precincts Reporting	1	100.00%
Vote For 1		
Total Votes	38	
DOUGLAS ARTHUR	35	92.11%
WRITE-IN (W)	2	5.26%
RANDY GLOVER (W)	1	2.63%
Write-in	0	0%

OAKLAND TWP TAX COLLECTOR (REPUBLICAN)		
Number of Precincts	1	
Precincts Reporting	1	100.00%
Vote For 1		
Total Votes	44	
LIANE FABRIZI	44	100.00%
WRITE-IN (W)	0	0%
Write-in	0	0%

OAKLAND TWP SUPERVISOR (REPUBLICAN)		
Number of Precincts	1	
Precincts Reporting	1	100.00%
Vote For 1		
Total Votes	44	
MICHAEL FABRIZI JR	44	100.00%
WRITE-IN (W)	0	0%
Write-in	0	0%

OAKLAND TWP CONSTABLE (REPUBLICAN)		
Number of Precincts	1	
Precincts Reporting	1	100.00%
Vote For 1		
Total Votes	2	
WRITE-IN (W)	0	0%
RICHARD GRAUSGRUBER (W)	1	50.00%
GAGLIONE (W)	1	50.00%
Write-in	0	0%

OAKLAND TWP AUDITOR 6 YEAR (REPUBLICAN)		
Number of Precincts	1	
Precincts Reporting	1	100.00%
Vote For 1		
Total Votes	2	
WRITE-IN (W)	0	0%
RICHARD GRAUSGRUBER (W)	1	50.00%
ROBERT MACNAMAR (W)	1	50.00%
Write-in	0	0%

Election Summary Report
 SUSQUEHANNA COUNTY, PA
 MUNICIPAL PRIMARY ELECTION
 MAY 18, 2021
 RESULTS
 OFFICIAL RESULTS

Date: 5/26/2021
 Time: 3:07:32 PM PDT
 Page 95/110

Registered Voters 26,575 - Total Ballots 7,703 : 28.99%

41 of 41 Precincts Reporting 100.00%

OAKLAND TWP JUDGE OF ELECTION (REPUBLICAN)		
Number of Precincts	1	
Precincts Reporting	1	100.00%
Vote For 1		
Total Votes	3	
WRITE-IN (W)	0	0%
VINNY GAGLIONE (W)	1	33.33%
ROBERT MCNAMARA (W)	0	0%
BONNIE ROE (W)	2	66.67%
Write-in	0	0%

OAKLAND TWP INSPECTOR OF ELECTION (REPUBLICAN)		
Number of Precincts	1	
Precincts Reporting	1	100.00%
Vote For 1		
Total Votes	4	
WRITE-IN (W)	0	0%
BONNIE ROE (W)	1	25.00%
ROBERT MCNAMARA (W)	0	0%
VINNY GAGLIONE (W)	0	0%
BONNIE ROWE (W)	1	25.00%
VINCENT GAGLIONE (W)	1	25.00%
VINNIE GAGLIONE (W)	1	25.00%
Write-in	0	0%

RUSH SUPERVISOR (REPUBLICAN)		
Number of Precincts	1	
Precincts Reporting	1	100.00%
Vote For 1		
Total Votes	137	
KEVIN STOCKHOLM	132	96.35%
WRITE-IN (W)	3	2.19%
WILLIAM ST CLAIR (W)	1	0.73%
JOHN GAGE (W)	1	0.73%
Write-in	0	0%

RUSH AUDITOR 6 YEAR (REPUBLICAN)		
Number of Precincts	1	
Precincts Reporting	1	100.00%
Vote For 1		
Total Votes	12	
WRITE-IN (W)	4	33.33%
KAREN MITCHEL (W)	1	8.33%
REID CARTER (W)	1	8.33%
LISA BRYANT (W)	1	8.33%
DARREN PETTYJOHN (W)	1	8.33%
MIKE MCGYLN (W)	1	8.33%
KAREN MITCHELL (W)	1	8.33%
JENNIFER RAMEY (W)	1	8.33%
MELODY PAULY (W)	1	8.33%
Write-in	0	0%

RUSH AUDITOR 4 YEAR (REPUBLICAN)		
Number of Precincts	1	
Precincts Reporting	1	100.00%
Vote For 1		
Total Votes	10	
WRITE-IN (W)	5	50.00%
LISA BRYANT (W)	1	10.00%
DARREN PETTYJOHN (W)	1	10.00%
MIKE MCGLYNN (W)	1	10.00%
KAREN MITCHELL (W)	1	10.00%
DENISE CAMPBELL (W)	1	10.00%
Write-in	0	0%

RUSH TAX COLLECTOR (REPUBLICAN)		
Number of Precincts	1	
Precincts Reporting	1	100.00%
Vote For 1		
Total Votes	145	
DENISE E CAMPBELL	145	100.00%
WRITE-IN (W)	0	0%
LISA BRYANT (W)	0	0%
Write-in	0	0%

Election Summary Report
 SUSQUEHANNA COUNTY, PA
 MUNICIPAL PRIMARY ELECTION
 MAY 18, 2021
 RESULTS
 OFFICIAL RESULTS

Date: 5/26/2021
 Time: 3:07:32 PM PDT
 Page 96/110

Registered Voters 26,575 - Total Ballots 7,703 : 28.99%

41 of 41 Precincts Reporting 100.00%

RUSH JUDGE OF ELECTION (REPUBLICAN)		
Number of Precincts	1	
Precincts Reporting	1	100.00%
Vote For 1		
Total Votes	135	
VICKY L ST CLAIR	135	100.00%
WRITE-IN (W)	0	0%
Write-in	0	0%

RUSH INSPECTOR OF ELECTION (REPUBLICAN)		
Number of Precincts	1	
Precincts Reporting	1	100.00%
Vote For 1		
Total Votes	11	
WRITE-IN (W)	3	27.27%
VICKI STCLAIR (W)	1	9.09%
LISA BRYANT (W)	1	9.09%
MIKE MCGYLNN (W)	1	9.09%
LARRY MOWRY (W)	1	9.09%
SANDY BENNETT (W)	1	9.09%
SANDRA BENNETT (W)	1	9.09%
FLYNN (W)	1	9.09%
KARLEY TRAVER (W)	1	9.09%
Write-in	0	0%

SILVER LAKE SUPERVISOR (REPUBLICAN)		
Number of Precincts	1	
Precincts Reporting	1	100.00%
Vote For 1		
Total Votes	178	
FRANCIS W FRUEHAN	167	93.82%
WRITE-IN (W)	2	1.12%
TERRANCE DUGAN (W)	1	0.56%
MICHAEL REDDING SR (W)	2	1.12%
MICHAEL HESTER (W)	2	1.12%
TERRY DUGAN (W)	1	0.56%
EVAN EVERITT (W)	1	0.56%
SHERYL BOYLE (W)	1	0.56%
BRUCE FRANCHAK (W)	1	0.56%
Write-in	0	0%

SILVER LAKE AUDITOR (REPUBLICAN)		
Number of Precincts	1	
Precincts Reporting	1	100.00%
Vote For 1		
Total Votes	14	
WRITE-IN (W)	5	35.71%
MICHAEL MCCABE (W)	1	7.14%
SCOTT HECKMAN (W)	3	21.43%
VALERIE HARVILCHUCK (W)	2	14.29%
JOHN NAGY (W)	1	7.14%
RON CRAIGE (W)	1	7.14%
FRANK BOYLE (W)	1	7.14%
Write-in	0	0%

SILVER LAKE TAX COLLECTOR (REPUBLICAN)		
Number of Precincts	1	
Precincts Reporting	1	100.00%
Vote For 1		
Total Votes	189	
JOHN J NAGY	189	100.00%
WRITE-IN (W)	0	0%
Write-in	0	0%

Election Summary Report
 SUSQUEHANNA COUNTY, PA
 MUNICIPAL PRIMARY ELECTION
 MAY 18, 2021
 RESULTS
 OFFICIAL RESULTS

Date: 5/26/2021
 Time: 3:07:32 PM PDT
 Page 97/110

Registered Voters 26,575 - Total Ballots 7,703 : 28.99%

41 of 41 Precincts Reporting 100.00%

SILVER LAKE JUDGE OF ELECTION (REPUBLICAN)		
Number of Precincts	1	
Precincts Reporting	1	100.00%
Vote For 1		
Total Votes	16	
WRITE-IN (W)	4	25.00%
SUSAN ENGLISH (W)	1	6.25%
MICHAEL MCCABE (W)	1	6.25%
SCOTT HECKMAN (W)	4	25.00%
MIKE REDDING (W)	1	6.25%
ALEXANDER HARVILCHUCK (W)	1	6.25%
ALEX HARVILCHUCK (W)	1	6.25%
SUE ENGLISH (W)	1	6.25%
PEG MILLER (W)	1	6.25%
JASON LEGG (W)	1	6.25%
Write-in	0	0%

SPRINGVILLE SUPERVISOR (REPUBLICAN)		
Number of Precincts	1	
Precincts Reporting	1	100.00%
Vote For 1		
Total Votes	37	
WRITE-IN (W)	0	0%
RONALD W HOWELL (W)	2	5.41%
CHARLES D CLARK (W)	19	51.35%
CHARLIECLARK (W)	1	2.70%
CHARLLES CLARK (W)	1	2.70%
CHARL ES C CLARK (W)	1	2.70%
TRAVIS HALDEMAN (W)	1	2.70%
CHARLES CLARK (W)	4	10.81%
BILLY GUENTER (W)	1	2.70%
JOHN BONER (W)	2	5.41%
CHARLIE CLARK (W)	3	8.11%
TERRY DARLING (W)	1	2.70%
NATE CAREY (W)	1	2.70%
Write-in	0	0%

SILVER LAKE INSPECTOR OF ELECTION (REPUBLICAN)		
Number of Precincts	1	
Precincts Reporting	1	100.00%
Vote For 1		
Total Votes	20	
WRITE-IN (W)	3	15.00%
SCOTT HECKMAN (W)	11	55.00%
ROXIE O BERG (W)	1	5.00%
ROXIE H O BERG (W)	0	0%
MICHAEL REDDING SR (W)	2	10.00%
HELINA HARVILCHUCK (W)	0	0%
HALINA HARVILCHUCK (W)	2	10.00%
SUE ENGLISH (W)	1	5.00%
Write-in	0	0%

SPRINGVILLE AUDITOR (REPUBLICAN)		
Number of Precincts	1	
Precincts Reporting	1	100.00%
Vote For 1		
Total Votes	8	
WRITE-IN (W)	0	0%
CONSTANCE M	1	12.50%
SWACKHSMMER (W)		
DOREEN YAKOSKI (W)	1	12.50%
LYMAN PALMER (W)	1	12.50%
CONSTANCE MARIE	0	0%
SWACKHAMMER (W)		
CONSTANCE M SWACKHAMER (W)	1	12.50%
BENDA VOLL (W)	1	12.50%
TERRY DARLING (W)	1	12.50%
LYMAN BONER (W)	1	12.50%
CONSTANCE M	1	12.50%
SWACKHAMMER (W)		
Write-in	0	0%

Registered Voters 26,575 - Total Ballots 7,703 : 28.99%

41 of 41 Precincts Reporting 100.00%

SPRINGVILLE TAX COLLECTOR (REPUBLICAN)	
Number of Precincts	1
Precincts Reporting	1 100.00%
Vote For 1	
Total Votes	11
WRITE-IN (W)	0
BARBARA T FURHEY (W)	2 18.18%
DANIEL C SMALES (W)	0
FRED B BAKER II (W)	1 9.09%
BARB FHURY (W)	1 9.09%
BRENDA VOLT (W)	1 9.09%
BARBARA FHURY (W)	1 9.09%
BARBARA FURHEY (W)	2 18.18%
TERRY DARLING (W)	1 9.09%
FURHUERY (W)	1 9.09%
JERRY AINEY (W)	1 9.09%
WRITE-IN	0

SPRINGVILLE INSPECTOR OF ELECTION (REPUBLICAN)	
Number of Precincts	1
Precincts Reporting	1 100.00%
Vote For 1	
Total Votes	146
MARCIE ANN BRACE	146 100.00%
WRITE-IN (W)	0
WRITE-IN	0

SPRINGVILLE CONSTABLE (REPUBLICAN)	
Number of Precincts	1
Precincts Reporting	1 100.00%
Vote For 1	
Total Votes	10
WRITE-IN (W)	0
DANIEL C SMALES (W)	4 40.00%
DAN SMALES (W)	3 30.00%
TRAVIS HALDEMAN (W)	1 10.00%
LANCE BURDICT (W)	1 10.00%
BILL BURRIDGE (W)	1 10.00%
WRITE-IN	0

SUSQUEHANNA BORO MAYOR (REPUBLICAN)	
Number of Precincts	1
Precincts Reporting	1 100.00%
Vote For 1	
Total Votes	25
WRITE-IN (W)	0
MRS. TOM HURLEY (W)	1 4.00%
NANCY A HURLEY (W)	2 8.00%
VICTOR DUBANOWTIZ JR (W)	2 8.00%
ROBERTA REDDON (W)	1 4.00%
NANCY HURLEY (W)	3 12.00%
SARAH BARNES STUMBO (W)	1 4.00%
JASON PARFITT (W)	2 8.00%
SARH STUMBO (W)	1 4.00%
GARY STUMBO (W)	1 4.00%
DENNI S GOW JR (W)	1 4.00%
DENNIS GOW JR (W)	3 12.00%
VICTOR DUBANOWTIZ (W)	1 4.00%
JOE SCHELL (W)	1 4.00%
DENNIS GOW (W)	1 4.00%
CALVIN HEADLEY (W)	1 4.00%
WILLIAM KUIPER (W)	1 4.00%
WILLIAM PERRY (W)	1 4.00%
GARY LYNN DAY (W)	1 4.00%
WRITE-IN	0

SPRINGVILLE JUDGE OF ELECTION (REPUBLICAN)	
Number of Precincts	1
Precincts Reporting	1 100.00%
Vote For 1	
Total Votes	148
MICHELLE BLAIR BRACE	148 100.00%
WRITE-IN (W)	0

Registered Voters 26,575 - Total Ballots 7,703 : 28.99%

41 of 41 Precincts Reporting 100.00%

SUSQUEHANNA BORO COUNCILMAN (REPUBLICAN)	
Number of Precincts	1
Precincts Reporting	1 100.00%
Vote For 3	
Total Votes	29
WRITE-IN (W)	0 0%
JAMES BALLARD SR (W)	1 3.45%
JASON LARSEN (W)	1 3.45%
WARREN DEWITT (W)	1 3.45%
MARLA TINKLEPAUGH (W)	1 3.45%
ROSE HENDRICKSON (W)	5 17.24%
PAULA PATRICK (W)	1 3.45%
CHRISSY VINSKO (W)	2 6.90%
GARY STUMBO (W)	2 6.90%
SUSAN CRAWFORD (W)	2 6.90%
SARAH STUMBO (W)	1 3.45%
BARB LARSEN (W)	0 0%
BARBARA LARSEN (W)	1 3.45%
SUE CRAWFORD (W)	1 3.45%
JOHN HERBERT (W)	1 3.45%
CHRISTINE VINSO (W)	1 3.45%
CALVIN HEADLEY (W)	1 3.45%
SUE CRAWFORD (W)	1 3.45%
ROSE HENDERSON (W)	1 3.45%
DENNIS GOW JR (W)	1 3.45%
THOMAS A GALL (W)	1 3.45%
DELORES HENDRICKSON (W)	1 3.45%
CHRISTINE GOW (W)	1 3.45%
Write-in	1 3.45%

SUSQUEHANNA BORO CONSTABLE (REPUBLICAN)	
Number of Precincts	1
Precincts Reporting	1 100.00%
Vote For 1	
Total Votes	11
WRITE-IN (W)	1 9.09%
DEVON DUBANOWITZ (W)	1 9.09%
DAMIEN SCALES (W)	2 18.18%
LUKE BARNES (W)	1 9.09%
ABIGAIL STUMBO (W)	1 9.09%
TONY TINKLEPAUGH (W)	2 18.18%
BUTCH KELSEY (W)	1 9.09%
ANTHONY TINKLEPAUGH (W)	1 9.09%
MARK HENDRICKSON (W)	1 9.09%
Write-in	0 0%

SUSQUEHANNA BORO TAX COLLECTOR (REPUBLICAN)	
Number of Precincts	1
Precincts Reporting	1 100.00%
Vote For 1	
Total Votes	11
WRITE-IN (W)	0 0%
LINDA K SCHELL (W)	3 27.27%
SHEILA DUBANOWITZ (W)	1 9.09%
LINDA SHELL (W)	1 9.09%
LUKE BARNES (W)	1 9.09%
LINDA SCHELL (W)	5 45.45%
Write-in	0 0%

Election Summary Report
 SUSQUEHANNA COUNTY, PA
 MUNICIPAL PRIMARY ELECTION
 MAY 18, 2021
 RESULTS
 OFFICIAL RESULTS

Date: 5/26/2021
 Time: 3:07:32 PM PDT
 Page 100/110

Registered Voters 26,575 - Total Ballots 7,703 : 28.99%

41 of 41 Precincts Reporting 100.00%

SUSQUEHANNA BORO JUDGE OF ELECTION (REPUBLICAN)		
Number of Precincts	1	
Precincts Reporting	1	100.00%
Vote For 1		
Total Votes	10	
WRITE-IN (W)	0	0%
ROSE HENDRICSON (W)	1	10.00%
COLLEEN WOODRUFF (W)	1	10.00%
LUKE BARNES (W)	1	10.00%
MARLA TINKLPAUGH (W)	7	70.00%
Write-in	0	0%

THOMPSON BORO COUNCILMAN 4 YEAR (REPUBLICAN)		
Number of Precincts	1	
Precincts Reporting	1	100.00%
Vote For 3		
Total Votes	8	
WRITE-IN (W)	0	0%
TIM DELANEY (W)	1	12.50%
PAUL LEE (W)	1	12.50%
ERIC SODEN (W)	2	25.00%
MELANIE LEE (W)	1	12.50%
BRAD SODEN (W)	1	12.50%
PAUL ROONEY (W)	1	12.50%
BERNIE GAIL KOLENDA (W)	1	12.50%
Write-in	0	0%

SUSQUEHANNA BORO INSPECTOR OF ELECTION (REPUBLICAN)		
Number of Precincts	1	
Precincts Reporting	1	100.00%
Vote For 1		
Total Votes	12	
WRITE-IN (W)	0	0%
MARLA TINKLEPAUGH (W)	12	100.00%
Write-in	0	0%

THOMPSON BORO COUNCILMAN 2 YEAR (REPUBLICAN)		
Number of Precincts	1	
Precincts Reporting	1	100.00%
Vote For 1		
Total Votes	3	
WRITE-IN (W)	0	0%
RICHARD J WAGNER (W)	1	33.33%
ED STONE (W)	1	33.33%
DAWN ROONEY (W)	1	33.33%
Write-in	0	0%

THOMPSON BORO MAYOR (REPUBLICAN)		
Number of Precincts	1	
Precincts Reporting	1	100.00%
Vote For 1		
Total Votes	9	
WRITE-IN (W)	0	0%
JAMES DAN DELANEY (W)	4	44.44%
JILL SODEN (W)	1	11.11%
ALLEN LLOYD (W)	1	11.11%
JAMES DELANEY (W)	1	11.11%
JEFFRY SHELDON (W)	1	11.11%
JEFFERYSHELDON (W)	1	11.11%
Write-in	0	0%

THOMPSON BORO AUDITOR (REPUBLICAN)		
Number of Precincts	1	
Precincts Reporting	1	100.00%
Vote For 1		
Total Votes	2	
WRITE-IN (W)	0	0%
JEWEL LEE (W)	1	50.00%
EDWARD STONE SR (W)	1	50.00%
Write-in	0	0%

Election Summary Report
 SUSQUEHANNA COUNTY, PA
 MUNICIPAL PRIMARY ELECTION
 MAY 18, 2021
 RESULTS
 OFFICIAL RESULTS

Date: 5/26/2021
 Time: 3:07:32 PM PDT
 Page 101/110

Registered Voters 26,575 - Total Ballots 7,703 : 28.99%

41 of 41 Precincts Reporting 100.00%

THOMPSON BORO TAX COLLECTOR (REPUBLICAN)		
Number of Precincts	1	
Precincts Reporting	1	100.00%
Vote For 1		
Total Votes	19	
RHONDRA L BALDWIN	19	100.00%
WRITE-IN (W)	0	0%
Write-in	0	0%

THOMPSON BORO INSPECTOR OF ELECTION (REPUBLICAN)		
Number of Precincts	1	
Precincts Reporting	1	100.00%
Vote For 1		
Total Votes	5	
WRITE-IN (W)	0	0%
DIANE WHITNEY (W)	2	40.00%
DIANE POWERS (W)	1	20.00%
MIKE CHESNICK (W)	1	20.00%
MARK A FALLON (W)	1	20.00%
Write-in	0	0%

THOMPSON BORO CONSTABLE (REPUBLICAN)		
Number of Precincts	1	
Precincts Reporting	1	100.00%
Vote For 1		
Total Votes	2	
WRITE-IN (W)	0	0%
MIKE CHESNICK (W)	1	50.00%
ED STONE (W)	1	50.00%
Write-in	0	0%

THOMPSON TWP SUPERVISOR 6 YEAR (REPUBLICAN)		
Number of Precincts	1	
Precincts Reporting	1	100.00%
Vote For 1		
Total Votes	59	
RICHARD B WADEMAN	36	61.02%
ALAN J KOMAR	23	38.98%
WRITE-IN (W)	0	0%
ALLEN KOMAR (W)	0	0%
TONY RECKLITIS (W)	0	0%
Write-in	0	0%

THOMPSON BORO JUDGE OF ELECTION (REPUBLICAN)		
Number of Precincts	1	
Precincts Reporting	1	100.00%
Vote For 1		
Total Votes	4	
WRITE-IN (W)	0	0%
DIANE SABATELLI (W)	2	50.00%
MARK FALLON (W)	1	25.00%
LORIE A FALLON (W)	1	25.00%
Write-in	0	0%

THOMPSON TWP SUPERVISOR 4 YEAR (REPUBLICAN)		
Number of Precincts	1	
Precincts Reporting	1	100.00%
Vote For 1		
Total Votes	52	
RAYMOND FRANCIS LEONARD	50	96.15%
WRITE-IN (W)	0	0%
ALLEN KOMAR (W)	1	1.92%
TONY RECKLITIS (W)	1	1.92%
Write-in	0	0%

Election Summary Report
 SUSQUEHANNA COUNTY, PA
 MUNICIPAL PRIMARY ELECTION
 MAY 18, 2021
 RESULTS
 OFFICIAL RESULTS

Date: 5/26/2021
 Time: 3:07:32 PM PDT
 Page 102/110

Registered Voters 26,575 - Total Ballots 7,703 : 28.99%

41 of 41 Precincts Reporting 100.00%

THOMPSON TWP AUDITOR 6 YEAR (REPUBLICAN)			
Number of Precincts	1		
Precincts Reporting	1	100.00%	
Vote For 1			
Total Votes	51		
ROBERT L CONKLIN	39	76.47%	
WRITE-IN (W)	0	0%	
TONY RECKLITIS (W)	11	21.57%	
ANTHONY TRECKLITIS (W)	1	1.96%	
Write-in	0	0%	

THOMPSON TWP AUDITOR 4 YEAR (REPUBLICAN)			
Number of Precincts	1		
Precincts Reporting	1	100.00%	
Vote For 1			
Total Votes	55		
ARDITH CALLENDER	55	100.00%	
WRITE-IN (W)	0	0%	
TONY RECKLITIS (W)	0	0%	
ALLEN KOMAR (W)	0	0%	
Write-in	0	0%	

THOMPSON TWP TAX COLLECTOR (REPUBLICAN)			
Number of Precincts	1		
Precincts Reporting	1	100.00%	
Vote For 1			
Total Votes	60		
DOLORES A STONE	60	100.00%	
WRITE-IN (W)	0	0%	
Write-in	0	0%	

THOMPSON TWP CONSTABLE (REPUBLICAN)			
Number of Precincts	1		
Precincts Reporting	1	100.00%	
Vote For 1			
Total Votes	5		
WRITE-IN (W)	0	0%	
DANIEL (W)	1	20.00%	
RICH WADEMAN (W)	1	20.00%	
DENNIS BROWNE (W)	1	20.00%	
DAVE COTRLL (W)	1	20.00%	
MARK ZAPPE (W)	1	20.00%	
Write-in	0	0%	

THOMPSON TWP JUDGE OF ELECTION (REPUBLICAN)			
Number of Precincts	1		
Precincts Reporting	1	100.00%	
Vote For 1			
Total Votes	7		
WRITE-IN (W)	0	0%	
MARGORIE WHITNEY (W)	1	14.29%	
MARJORIE WHITNEY (W)	2	28.57%	
PAULA RALSTON (W)	1	14.29%	
MICHELLE ROCKWELL (W)	1	14.29%	
RICH WADEM (W)	1	14.29%	
MARJORIE WHITMAN (W)	1	14.29%	
Write-in	0	0%	

THOMPSON TWP INSPECTOR OF ELECTION (REPUBLICAN)			
Number of Precincts	1		
Precincts Reporting	1	100.00%	
Vote For 1			
Total Votes	9		
WRITE-IN (W)	0	0%	
ROBERT MCNAMARA (W)	0	0%	
PAULA RALSTON (W)	7	77.78%	
PAULA RALSTON (W)	1	11.11%	
DAN STONE (W)	1	11.11%	
Write-in	0	0%	

Election Summary Report
 SUSQUEHANNA COUNTY, PA
 MUNICIPAL PRIMARY ELECTION
 MAY 18, 2021
 RESULTS
 OFFICIAL RESULTS

Date: 5/26/2021
 Time: 3:07:32 PM PDT
 Page 103/110

Registered Voters 26,575 - Total Ballots 7,703 : 28.99%

41 of 41 Precincts Reporting 100.00%

UNION DALE MAYOR (REPUBLICAN)		
Number of Precincts	1	
Precincts Reporting	1	100.00%
Vote For 1		
Total Votes	33	
WRITE-IN (W)	0	0%
JIM HELLER (W)	2	6.06%
JAMES HELLER (W)	8	24.24%
TERRI MADRID (W)	1	3.03%
TERI MADRID (W)	14	42.42%
JESSE CONRAD (W)	1	3.03%
KEITH FOSTER (W)	2	6.06%
MATTHEW SHIPSKY (W)	2	6.06%
KIETH FOSTER (W)	1	3.03%
JOHN STEPHENS (W)	1	3.03%
BILL CONRAD (W)	1	3.03%
Write-in	0	0%

UNION DALE COUNCILMAN (REPUBLICAN)		
Number of Precincts	1	
Precincts Reporting	1	100.00%
Vote For 2		
Total Votes	46	
WRITE-IN (W)	0	0%
MARISSA MCANDREW (W)	1	2.17%
THOMAS YALE (W)	6	13.04%
MITCHELL FORTUNER (W)	0	0%
MITCHEAL FORTUNER (W)	0	0%
MICHAEL FORTUNER (W)	1	2.17%
MICHEAL FORTUNER (W)	1	2.17%
DONNA TEDESCO (W)	16	34.78%
VASHTI CONRAD (W)	1	2.17%
FRANK TEDESCO (W)	1	2.17%
JOSEPH MCANDREW (W)	1	2.17%
JAMES CINO (W)	1	2.17%
ANN MARIE SAAM (W)	6	13.04%
TOM YALE (W)	2	4.35%
ALYSSA KRESS (W)	1	2.17%
MATTHEW SHIPSKY (W)	1	2.17%
PATRICIA CINO (W)	2	4.35%
SUSAN CALABRO (W)	1	2.17%
PATCONO (W)	1	2.17%
BARB HELLE (W)	1	2.17%
DONNA MARIE TEDESCO (W)	1	2.17%
MARYANN SAAM (W)	1	2.17%
Write-in	0	0%

UNION DALE AUDITOR 6 YEAR (REPUBLICAN)		
Number of Precincts	1	
Precincts Reporting	1	100.00%
Vote For 1		
Total Votes	22	
WRITE-IN (W)	2	9.09%
VASHTI CONRAD (W)	17	77.27%
BASHGI CONRAD (W)	1	4.55%
GENE MALINOWSKI (W)	1	4.55%
BASHTI CONRAD (W)	1	4.55%
Write-in	0	0%

Election Summary Report
 SUSQUEHANNA COUNTY, PA
 MUNICIPAL PRIMARY ELECTION
 MAY 18, 2021
 RESULTS
 OFFICIAL RESULTS

Date: 5/26/2021
 Time: 3:07:32 PM PDT
 Page 104/110

Registered Voters 26,575 - Total Ballots 7,703 : 28.99%

41 of 41 Precincts Reporting 100.00%

UNION DALE AUDITOR 2 YEAR (REPUBLICAN)		
Number of Precincts	1	
Precincts Reporting	1	100.00%
Vote For 1		
Total Votes	15	
WRITE-IN (W)	1	6.67%
JOHN (W)	1	6.67%
ANNE WOLFE (W)	10	66.67%
GENE MALINOWSKI (W)	1	6.67%
ANNIE WOLF (W)	1	6.67%
MARY YALE (W)	1	6.67%
Write-in	0	0%

UNION DALE CONSTABLE (REPUBLICAN)		
Number of Precincts	1	
Precincts Reporting	1	100.00%
Vote For 1		
Total Votes	10	
WRITE-IN (W)	0	0%
JAMES D HELLER (W)	1	10.00%
JESSECONRAD (W)	1	10.00%
JESSE CONRAD (W)	5	50.00%
DONALD BENNETT (W)	1	10.00%
WILLIAM WOLFE (W)	1	10.00%
TOM YALE (W)	1	10.00%
Write-in	0	0%

UNION DALE TAX COLLECTOR (REPUBLICAN)		
Number of Precincts	1	
Precincts Reporting	1	100.00%
Vote For 1		
Total Votes	27	
WRITE-IN (W)	0	0%
JOE SUEZ (W)	1	3.70%
JOSEPH SVECZ JR (W)	14	51.85%
JOSEPH SVECZ (W)	6	22.22%
JOE SEVZ (W)	1	3.70%
GENE MALINOWSKI (W)	1	3.70%
JOE SVECZ (W)	1	3.70%
JEAN MALINOWSKI (W)	1	3.70%
JOE SCEZ (W)	1	3.70%
JOE SWECZ (W)	1	3.70%
Write-in	0	0%

UNION DALE JUDGE OF ELECTION (REPUBLICAN)		
Number of Precincts	1	
Precincts Reporting	1	100.00%
Vote For 1		
Total Votes	26	
WRITE-IN (W)	0	0%
WILLIAM CONRAD (W)	24	92.31%
MATTHEW SHIPSKY (W)	1	3.85%
Write-in	1	3.85%

UNION DALE INSPECTOR OF ELECTION (REPUBLICAN)		
Number of Precincts	1	
Precincts Reporting	1	100.00%
Vote For 1		
Total Votes	25	
WRITE-IN (W)	1	4.00%
BARBARA KOZLEVCAR (W)	21	84.00%
BARBARA KOSLEVCAR (W)	1	4.00%
ALYSSA KRESS (W)	1	4.00%
BARBRA KOZLEVCAR (W)	1	4.00%
Write-in	0	0%

Election Summary Report
 SUSQUEHANNA COUNTY, PA
 MUNICIPAL PRIMARY ELECTION
 MAY 18, 2021
 RESULTS
 OFFICIAL RESULTS

Date: 5/26/2021
 Time: 3:07:32 PM PDT
 Page 105/110

Registered Voters 26,575 - Total Ballots 7,703 : 28.99%

41 of 41 Precincts Reporting 100.00%

SCHOOL DIRECTOR BLUE RIDGE 1A (REPUBLICAN)		
Number of Precincts	1	
Precincts Reporting	1	100.00%
Vote For 1		
Total Votes	89	
MINDI L CARR	87	97.75%
WRITE-IN (W)	0	0%
HEIDI L ADDIEGO (W)	1	1.12%
JESSICA WRIGHT (W)	1	1.12%
Write-in	0	0%

SCHOOL DIRECTOR BLUE RIDGE 3B (REPUBLICAN)		
Number of Precincts	1	
Precincts Reporting	1	100.00%
Vote For 1		
Total Votes	224	
JOSEPH ANDUSKO	83	37.05%
BILLY MARVIN	133	59.38%
WRITE-IN (W)	0	0%
JESSICA WRIGHT (W)	5	2.23%
CHRIS LEWIS (W)	1	0.45%
CURT BLEWET (W)	1	0.45%
JULIE WRIGHT (W)	1	0.45%
Write-in	0	0%

SCHOOL DIRECTOR BLUE RIDGE 2 (REPUBLICAN)		
Number of Precincts	2	
Precincts Reporting	2	100.00%
Vote For 1		
Total Votes	147	
HEATHER LYNN BARBOUR	142	96.60%
WRITE-IN (W)	0	0%
JESSICA WRIGHT (W)	1	0.68%
JENNICA WRIGHT (W)	1	0.68%
CHRIS LEWIS (W)	3	2.04%
Write-in	0	0%

SCHOOL DIRECTOR ELK LAKE 2 (REPUBLICAN)		
Number of Precincts	1	
Precincts Reporting	1	100.00%
Vote For 1		
Total Votes	229	
JACK H SIBLE	219	95.63%
WRITE-IN (W)	0	0%
ALAN MARBAKER (W)	1	0.44%
KELLY MORAHAN (W)	1	0.44%
ADAM IVES (W)	2	0.87%
JASON TYLER (W)	1	0.44%
JANET SARAVITZ (W)	1	0.44%
GARY R WEBBER (W)	1	0.44%
LONNIE G BOECKER (W)	1	0.44%
JASON S TYLER (W)	1	0.44%
ALLISON L DELANO (W)	1	0.44%
Write-in	0	0%

SCHOOL DIRECTOR BLUE RIDGE 2A (REPUBLICAN)		
Number of Precincts	1	
Precincts Reporting	1	100.00%
Vote For 1		
Total Votes	79	
JESSICA L WRIGHT	38	48.10%
CHRISTOPHER LEWIS	41	51.90%
WRITE-IN (W)	0	0%
Write-in	0	0%

Election Summary Report
 SUSQUEHANNA COUNTY, PA
 MUNICIPAL PRIMARY ELECTION
 MAY 18, 2021
 RESULTS
 OFFICIAL RESULTS

Date: 5/26/2021
 Time: 3:07:32 PM PDT
 Page 106/110

Registered Voters 26,575 - Total Ballots 7,703 : 28.99%

41 of 41 Precincts Reporting 100.00%

SCHOOL DIRECTOR ELK LAKE 8 (REPUBLICAN)		
Number of Precincts	1	
Precincts Reporting	1	100.00%
Vote For 1		
Total Votes	129	
DONICA R MCGEE	125	96.90%
WRITE-IN (W)	0	0%
ERIC WRIGHT (W)	1	0.78%
LISA BRYANT (W)	1	0.78%
MARSHA MOSIER (W)	1	0.78%
CRAIG SPROUT (W)	1	0.78%
Write-in	0	0%

SCHOOL DIRECTOR FOREST CITY 3 (REPUBLICAN)		
Number of Precincts	1	
Precincts Reporting	1	100.00%
Vote For 1		
Total Votes	41	
WRITE-IN (W)	1	2.44%
MARISSA MCANDREW (W)	34	82.93%
WILLIAM HELLER (W)	1	2.44%
MARISSA MC ANDREW (W)	1	2.44%
BILL WOLFE (W)	1	2.44%
BILL HELLER (W)	1	2.44%
MELISSA MCANDREW (W)	1	2.44%
MILISSA MCANDREW (W)	1	2.44%
Write-in	0	0%

SCHOOL DIRECTOR ELK LAKE 9 (REPUBLICAN)		
Number of Precincts	1	
Precincts Reporting	1	100.00%
Vote For 1		
Total Votes	158	
TYLER EMMERICH	156	98.73%
WRITE-IN (W)	0	0%
MEREDITH GOLDEN III (W)	1	0.63%
MEREDITH W GOLDEN III (W)	1	0.63%
Write-in	0	0%

SCHOOL DIRECTOR FOREST CITY 9 (REPUBLICAN)		
Number of Precincts	1	
Precincts Reporting	1	100.00%
Vote For 1		
Total Votes	69	
MELISSA R ERDMANN	67	97.10%
WRITE-IN (W)	2	2.90%
Write-in	0	0%

SCHOOL DIRECTOR FOREST CITY 2 (REPUBLICAN)		
Number of Precincts	1	
Precincts Reporting	1	100.00%
Vote For 1		
Total Votes	85	
STEPHEN J URISCH	80	94.12%
WRITE-IN (W)	0	0%
MARISSA MCANDREW (W)	1	1.18%
DAVE OPEKA (W)	1	1.18%
LEEANNA ZEMBRZYCKI (W)	1	1.18%
MARISSA MC ANDREW (W)	1	1.18%
LEANNA ZEMBRYZKI (W)	1	1.18%
Write-in	0	0%

Election Summary Report
 SUSQUEHANNA COUNTY, PA
 MUNICIPAL PRIMARY ELECTION
 MAY 18, 2021
 RESULTS
 OFFICIAL RESULTS

Date: 5/26/2021
 Time: 3:07:32 PM PDT
 Page 107/110

Registered Voters 26,575 - Total Ballots 7,703 : 28.99%

41 of 41 Precincts Reporting 100.00%

SCHOOL DIRECTOR MONTROSE 1 4 YEAR (REPUBLICAN)		
Number of Precincts	3	
Precincts Reporting	3	100.00%
Vote For 2		
Total Votes	465	

JENNIFER A STRICKLAND	236	50.75%
GLORIA SMITH	219	47.10%
WRITE-IN (W)	0	0%
TED NUGENT (W)	1	0.22%
KENDRA DARROW (W)	1	0.22%
ELLEN MULLIGAN (W)	1	0.22%
TONIA OLIVER (W)	1	0.22%
LINDA LABARBARA (W)	1	0.22%
TAYLOR WARNER (W)	3	0.65%
LOREN SMALL (W)	1	0.22%
HANNAH STRILEY (W)	1	0.22%
Write-in	0	0%

SCHOOL DIRECTOR MONTROSE 2 4 YEAR (REPUBLICAN)		
Number of Precincts	3	
Precincts Reporting	3	100.00%
Vote For 1		
Total Votes	575	

RICHARD M JORDAN	565	98.26%
WRITE-IN (W)	2	0.35%
JACK KEIL (W)	1	0.17%
GREG SCHEER (W)	2	0.35%
CARRIE SCHEER (W)	1	0.17%
DOUG WILCOX (W)	2	0.35%
GREGORY SCHEER (W)	1	0.17%
LAWRENCE TOMPKINS (W)	1	0.17%
Write-in	0	0%

SCHOOL DIRECTOR MONTROSE 1 2 YEAR (REPUBLICAN)		
Number of Precincts	3	
Precincts Reporting	3	100.00%
Vote For 1		
Total Votes	250	

TAYLOR M WARNER	247	98.80%
WRITE-IN (W)	0	0%
ALLISON BUNNELL (W)	1	0.40%
BROOK BENNETT (W)	1	0.40%
GINGER HEWITT (W)	1	0.40%
Write-in	0	0%

SCHOOL DIRECTOR MONTROSE 2 2 YEAR (REPUBLICAN)		
Number of Precincts	3	
Precincts Reporting	3	100.00%
Vote For 1		
Total Votes	612	

DOUG WILCOX	605	98.86%
WRITE-IN (W)	1	0.16%
ERIC POWERS (W)	1	0.16%
NED BIRCHARD (W)	1	0.16%
GREG SCHEER (W)	2	0.33%
ROBERT SULLIVAN (W)	1	0.16%
LAWRENCE TOMPKINS (W)	1	0.16%
Write-in	0	0%

Election Summary Report
 SUSQUEHANNA COUNTY, PA
 MUNICIPAL PRIMARY ELECTION
 MAY 18, 2021
 RESULTS
 OFFICIAL RESULTS

Date: 5/26/2021
 Time: 3:07:32 PM PDT
 Page 108/110

Registered Voters 26,575 - Total Ballots 7,703 : 28.99%

41 of 41 Precincts Reporting 100.00%

SCHOOL DIRECTOR MONTROSE 3 (REPUBLICAN)		
Number of Precincts	6	
Precincts Reporting	6	100.00%
Vote For 1		
Total Votes	517	
JOHN FREDERICK WOOD	508	98.26%
WRITE-IN (W)	0	0%
HOWARD BURKETT (W)	1	0.19%
JEREMIAH CURLEY (W)	2	0.39%
PAUL ADAMS (W)	1	0.19%
SHERYL BOYLE (W)	1	0.19%
TANIA OLIVER (W)	0	0%
TONIA OLIVER (W)	1	0.19%
DAVID BLACK (W)	1	0.19%
BRUCE TRAVER (W)	1	0.19%
KEN GOULD (W)	1	0.19%
Write-in	0	0%

SCHOOL DIRECTOR MOUNTAIN VIEW 2C (REPUBLICAN)		
Number of Precincts	2	
Precincts Reporting	2	100.00%
Vote For 1		
Total Votes	413	
MICHAEL TALABISKA	233	56.42%
KIM HOEHLE	174	42.13%
WRITE-IN (W)	1	0.24%
DAVID J PAYNE (W)	1	0.24%
CHRIS LAKE (W)	1	0.24%
KEVIN BOROVE (W)	1	0.24%
ORDIE PRICE (W)	1	0.24%
RICK MASTERS (W)	1	0.24%
Write-in	0	0%

SCHOOL DIRECTOR MOUNTAIN VIEW 1B (REPUBLICAN)		
Number of Precincts	1	
Precincts Reporting	1	100.00%
Vote For 1		
Total Votes	274	
MICHAEL BARHITE	270	98.54%
WRITE-IN (W)	3	1.09%
LYNN JONES (W)	1	0.36%
Write-in	0	0%

SCHOOL DIRECTOR MOUNTAIN VIEW 3A (REPUBLICAN)		
Number of Precincts	1	
Precincts Reporting	1	100.00%
Vote For 1		
Total Votes	152	
JASON RICHMOND	149	98.03%
WRITE-IN (W)	0	0%
MIKE MOLENKO SR (W)	1	0.66%
ANN WALL (W)	1	0.66%
MIKE MOLENKO (W)	1	0.66%
Write-in	0	0%

SCHOOL DIRECTOR MOUNTAIN VIEW 3B (REPUBLICAN)		
Number of Precincts	1	
Precincts Reporting	1	100.00%
Vote For 1		
Total Votes	57	
WRITE-IN (W)	0	0%
DANNY VERY (W)	50	87.72%
DAN VERY (W)	6	10.53%
SONDRA STINE (W)	1	1.75%
Write-in	0	0%

Election Summary Report
 SUSQUEHANNA COUNTY, PA
 MUNICIPAL PRIMARY ELECTION
 MAY 18, 2021
 RESULTS
 OFFICIAL RESULTS

Date: 5/26/2021
 Time: 3:07:32 PM PDT
 Page 109/110

Registered Voters 26,575 - Total Ballots 7,703 : 28.99%

41 of 41 Precincts Reporting 100.00%

**SCHOOL DIRECTOR SUSQUEHANNA 1
 (REPUBLICAN)**

Number of Precincts 3
 Precincts Reporting 3 100.00%
 Vote For 1
 Total Votes 21

WRITE-IN (W)	2	9.52%
LISA BARTON (W)	1	4.76%
ROBERT MCNAMARA (W)	1	4.76%
SHAWN BURNS SR (W)	1	4.76%
PAUL DUDLEY (W)	1	4.76%
DEBRA WHITE (W)	3	14.29%
DEBRAH WHITE (W)	1	4.76%
ANNE MARIE COOK (W)	1	4.76%
HOLLY RHONE (W)	1	4.76%
JORDAN DOWNTON (W)	1	4.76%
COLLEEN WILKES (W)	1	4.76%
GLENN MILLS (W)	2	9.52%
BRANDON GOW (W)	2	9.52%
AMANDA COOK (W)	2	9.52%
ANN COOK (W)	1	4.76%
ANNE COOK (W)	0	0%
Write-in	0	0%

**SCHOOL DIRECTOR SUSQUEHANNA 2
 (REPUBLICAN)**

Number of Precincts 1
 Precincts Reporting 1 100.00%
 Vote For 2
 Total Votes 15

WRITE-IN (W)	0	0%
BRONSON STONE (W)	1	6.67%
KRISTEN LAWRENCE (W)	1	6.67%
GARY STUMBO (W)	3	20.00%
KRISTEN ANN LAWRENCE (W)	1	6.67%
RHONDA PARFITT (W)	2	13.33%
CHAD HALEY (W)	1	6.67%
CALVIN HEADLEY (W)	1	6.67%
GARY LYNN DAY (W)	1	6.67%
SUAN KAY DAY (W)	1	6.67%
JORDON DOUGHTON (W)	1	6.67%
JORDAN DOWNTON (W)	1	6.67%
Write-in	1	6.67%

**SCHOOL DIRECTOR SUSQUEHANNA 3
 (REPUBLICAN)**

Number of Precincts 4
 Precincts Reporting 4 100.00%
 Vote For 1
 Total Votes 38

WRITE-IN (W)	0	0%
JORDON C DOWNTON (W)	4	10.53%
MARGERY PARKER (W)	2	5.26%
JEANETTE SAULO (W)	1	2.63%
KAREN TRYNOSKI (W)	1	2.63%
STONE (W)	1	2.63%
JORDON C DOWNTOWN (W)	0	0%
BARB KOMAR (W)	1	2.63%
ERIKA MILLS (W)	1	2.63%
T J HELLER (W)	1	2.63%
SUE COTTRELL (W)	1	2.63%
RICHARD COTTRELL (W)	1	2.63%
JACK JONES (W)	1	2.63%
JORDON DOWNTON (W)	2	5.26%
JORDE DOWNTON (W)	1	2.63%
KODIE WARRING (W)	1	2.63%
MICHELLE KERNAN (W)	1	2.63%
JORDAN DOWNTON (W)	2	5.26%
TERRY ROCKWELL (W)	1	2.63%
ROBERT STRONG (W)	1	2.63%
JORDAN DOWNTON (W)	2	5.26%
ASHLIE YODER (W)	2	5.26%
KRISTEN TOWNER (W)	2	5.26%
JORDON DOWNTON (W)	2	5.26%
FRAN ARTHUR (W)	0	0%
FRAN ARTHUR (W)	1	2.63%
BRONSON STONE (W)	1	2.63%
MERRIL MILLER (W)	1	2.63%
JOHN KUKOWSKI (W)	1	2.63%
EVELYN COTTRELL (W)	1	2.63%
ALLEN LLYOD (W)	1	2.63%
Write-in	0	0%

Election Summary Report
SUSQUEHANNA COUNTY, PA
MUNICIPAL PRIMARY ELECTION
MAY 18, 2021
RESULTS
OFFICIAL RESULTS

Date: 5/26/2021
Time: 3:07:32 PM PDT
Page 110/110

Registered Voters 26,575 - Total Ballots 7,703 : 28.99%

41 of 41 Precincts Reporting 100.00%

PROPOSED CONSTITUTIONAL AMENDMENT 1

Number of Precincts	41	
Precincts Reporting	41	100.00%
Total Votes	7,401	
YES	4,844	65.45%
NO	2,557	34.55%

PROPOSED CONSTITUTIONAL AMENDMENT 2

Number of Precincts	41	
Precincts Reporting	41	100.00%
Total Votes	7,409	
YES	4,966	67.03%
NO	2,443	32.97%

PROPOSED CONSTITUTIONAL AMENDMENT 3

Number of Precincts	41	
Precincts Reporting	41	100.00%
Total Votes	7,413	
YES	4,485	60.50%
NO	2,928	39.50%

STATEWIDE REFERENDUM - ACT 2020-91

Number of Precincts	41	
Precincts Reporting	41	100.00%
Total Votes	7,379	
YES	4,964	67.27%
NO	2,415	32.73%

Wayne County Board of Elections

Jocelyn Cramer, Chairperson
Joseph W. Adams
Brian W. Smith



Cindy Furman, Director
Wendell R. Kay, Solicitor

WAYNE COUNTY, PA
BUREAU OF ELECTIONS
925 COURT STREET
HONESDALE PA 18431
570-253-5978
FAX 570-253-5432

May 26, 2021

Macy Rudock
Susquehanna County Director of Elections
PO Box 218
Montrose Pa 18801

Dear Macy:

The following are the returns cast on May 18, 2021 in Starrucca Borough, Wayne County for School Director in the Susquehanna Community School District, Region # 3.

<u>Candidate</u>		<u>Democratic</u>
Jordan Downton	write-in candidate	5
Erika A. Mills	write-in candidate	1
		<u>Republican</u>
Jordan Downton	write-in candidate	8
Robert Weldy	write-in candidate	1

We hereby certify that the above is a true and correct statement of the votes cast at the Municipal Primary held on May 18, 2021.

WAYNE COUNTY BOARD OF ELECTIONS

Attest:

Cindy Furman, Director